



**SANTA CRUZ METROPOLITAN TRANSIT DISTRICT (METRO)
FINANCE, BUDGET AND AUDIT STANDING COMMITTEE AGENDA
REGULAR MEETING
MARCH 12, 2018 – 2:00 PM
METRO ADMIN OFFICES
110 VERNON STREET
SANTA CRUZ, CA 95060**

The Finance, Budget and Audit Standing Committee Meeting Agenda Packet can be found online at www.SCMTD.com and is available for inspection at Santa Cruz METRO's Administrative offices at 110 Vernon Street, Santa Cruz, California.

This document has been created with accessibility in mind. With the exception of certain 3rd party and other attachments, it passes the Adobe Acrobat XI Accessibility Full Check. If you have any questions about the accessibility of this document, please email your inquiry to accessibility@scmttd.com

COMMITTEE ROSTER

Director John Leopold	County of Santa Cruz
Director Donna Lind	City of Scotts Valley
Director Cynthia Mathews	City of Santa Cruz
Alex Clifford	METRO CEO/General Manager
Julie Sherman	METRO District Counsel

AMERICANS WITH DISABILITIES ACT

METRO does not discriminate on the basis of disability. Any person who requires an accommodation or an auxiliary aid or service to participate in the meeting, or to access the agenda and the agenda packet, should contact the Executive Assistant, at 831-426-6080 as soon as possible in advance of the Committee meeting. Hearing impaired individuals should call 711 for assistance in contacting Santa Cruz METRO regarding special requirements to participate in the Committee meeting. For information regarding this agenda or interpretation services, please call Santa Cruz METRO at 831-426-6080.

MEETING TIME: 2:00PM

NOTE: THE COMMITTEE CHAIR MAY TAKE ITEMS OUT OF ORDER

- 1 CALL TO ORDER**
- 2 ROLL CALL**

3 COMMUNICATIONS TO THE FINANCE, BUDGET & AUDIT STANDING COMMITTEE

This time is set aside for Directors and members of the general public to address any item not on the Agenda, but which is within the matter jurisdiction of the Committee. Each member of the public appearing at a Committee meeting shall be limited to three minutes in his or her presentation, unless the Chair, at his or her discretion, permits further remarks to be made. Any person addressing the Committee may submit written statements, petitions or other documents to complement his or her presentation. When addressing the Committee, the individual may, but is not required to, provide his/her name and address in an audible tone for the record.

4 ADDITIONS OR DELETIONS FROM AGENDA/ADDITIONAL DOCUMENTATION TO SUPPORT EXISTING AGENDA ITEMS

5 REVIEW AND RECOMMEND APPROVAL OF FY19 AND FY20 PRELIMINARY OPERATING BUDGETS AND FY19 CAPITAL BUDGET FOR REVIEW AND TDA/STA CLAIMS PURPOSES

Angela Aitken, Finance Manager

6 ORAL UPDATE ON THE STATUS OF THE FY17 FINANCIAL AUDIT-MANAGEMENT LETTER CONDITIONS

Angela Aitken, Finance Manager

7 RECOMMEND THE BOARD OF DIRECTORS TO HOLD IN ABEYANCE CONSIDERATION OF FARE RESTRUCTURING UNTIL LATE 2018

Barrow Emerson, Planning and Development Manager

8 ADJOURNMENT

Pursuant to Section 54954.2(a)(1) of the Government Code of the State of California, this agenda was posted at least 72 hours in advance of the scheduled meeting at a public place freely accessible to the public 24 hours a day. The agenda packet and materials related to an item on this Agenda submitted after distribution of the agenda packet are available for public inspection in the Santa Cruz METRO Administrative Office (110 Vernon Street, Santa Cruz) during normal business hours. Such documents are also available on the Santa Cruz METRO website at www.scmtd.com subject to staff's ability to post the document before the meeting.



DATE: March 12, 2018
TO: Finance, Budget and Audit Standing Committee
FROM: Angela Aitken, Finance Manager
**SUBJECT: REVIEW AND RECOMMEND APPROVAL OF FY19 AND FY20
PRELIMINARY OPERATING BUDGETS AND FY19 CAPITAL BUDGET
FOR REVIEW AND TDA/STA CLAIMS PURPOSES**

I. RECOMMENDED ACTION

That the Finance, Budget and Audit Standing Committee review and recommend to the full Board and adoption of the attached FY19 and FY20 preliminary line item Operating Budgets and FY19 Capital Budget, for review and TDA/STA claims purposes.

II. SUMMARY

- The Board of Directors must adopt a preliminary line item budget in order to allow submittal of Santa Cruz METRO's Transportation Development Act (TDA) and State Transit Assistance (STA) claims to the Santa Cruz County Regional Transportation Commission (SCCRTC) by the April 1st deadline.
- The proposed two-year **FY19 and FY20 preliminary line item Operating Budgets – Attachment A** total **\$53,568,005** and **\$54,792,958**, respectively (inclusive of Transfers and Operating Balance). This is a "first-cut" budget. Over the next few months, staff will continue to refine revenue and expense projections, as updated information becomes available. An updated proposed two-year budget will be presented to the Board of Directors in May, which will reflect the latest data regarding revenues and expenses.
- The preliminary **FY19 Capital Budget – Attachment B** totals **\$25,551,624**.
- The Board adopted the FY18 and FY19 Final Operating Budgets on June 23, 2017. This budget revises the adopted FY19 Final Operating Budget and is a new FY20 Preliminary Operating Budget.
- A Budget Workshop with the Unions will be scheduled for early May to answer questions regarding staff's recommended budget and to obtain input from the employee organizations.

III. DISCUSSION/BACKGROUND

The Board of Directors must adopt a preliminary line item budget in order to allow submittal of Santa Cruz METRO's Transportation Development Act (TDA) and State Transit Assistance (STA) claims to the Santa Cruz County Regional Transportation Commission (SCCRTC) by the April 1st deadline. This is a "first-cut" budget. An updated proposed two-year budget will be presented to the Board of Directors in May, which will reflect the latest data regarding projected revenues and expenses.

A. Operating Revenues

Operating Revenues total \$53,568,005 in FY19 and \$54,792,958 in FY20 (inclusive of Transfers and Operating Balance). Major **Operating Revenue** assumptions in the preliminary **FY19 budget over the FY18 Final budget**, adopted in June 2017, include:

- Passenger Fares – decrease of -6.3% or (\$176K) primarily due to decreased Fixed-Route ridership. The budget projection is based on an estimated FY18 passenger fares revenue of \$2.7M and an anticipated 2% decrease in FY19. The estimated FY18 passenger fares revenue is based on the actual fares revenue for the first 5 months of FY18 and will be updated during the course of the fiscal year. The anticipated 2% decrease correlates to the national trend of decreasing public transit ridership.
- Special Transit Fares – increase of 3.4% or \$175K due to anticipated increase in student enrollment and ridership for fixed routes that serve UCSC. A contract increase of 2.5% is budgeted for UCSC in FY19. No contract increase is anticipated and budgeted for Cabrillo in FY19.
- Paratransit Fares – decrease of -9.9% or (\$34K) due to anticipated unfavorable FY18 budget variance for the year and no growth projections for FY19.
- Highway 17 Fares – decrease of -15.9% or (\$279K) due to decreased Highway 17 Ridership as a result of increased car ownership and congestion, as well as inability to meet high ridership demand during peak commute times. The FY19 budget projection is based on an estimated FY18 Highway 17 fares revenue of \$1.6M and an anticipated 5% decrease in FY19. The estimated FY18 Highway 17 fares revenue is based on the actual fares revenue for the first 5 months of FY18 and will be updated during the course if the fiscal year. The anticipated 5% decrease is related to the national trend of decreasing public transit ridership.

- 1979 Gross Sales Tax (1/2 cent) – increase of 7.8% or \$1.6M due to anticipated favorable FY18 budget variance for the year, resulting in projected FY18 actual of \$21M and a 3% increase due to the general economic outlook in 2018.
- 2016 Net Sales Tax (Measure D) – increase of 7.8% or \$232K. The projected increase mirrors the anticipated increase in the 1979 Gross Sales Tax (1/2 cent).
- Transportation Development Act (TDA-LTF) - increase of 1.9% or \$129K, as per recent CPI growth projections.
- FTA Sec 5307 – Operating Assistance - increase of 5.8% or \$238K, as per current budget projections from the Federal Transit Administration (FTA).
- STIC – increase of 6% or \$132K, as per recent information, provided by Planning and Grants.
- TDA – STA – Operating (includes SB1) – increase of 4.8% or \$161K, as per SCO allocation estimate from January 31, 2018.
- Fuel Tax Credit – decrease of -13.8% or (\$91K), as per recent information regarding the anticipated 2017 refund.

Moderate increases in most **Operating Revenue** Sources are budgeted in **FY20**, such as:

- 1979 Gross Sales Tax (1/2 cent) – increase of 3.0% or \$649K.
- 2016 Net Sales Tax (Measure D) – increase of 3.0% or \$96K.
- Transportation Development Act (TDA) - increase of 1.9% or \$131K.
- FTA Sec 5307 – Operating Assistance - increase of 2.2% or \$96K.
- AMBAG/Misc. Grants funding – increase of 4000% or \$200K due to an operating grant from Monterey Bay Air Resources District (MBARD) for operation of the Watsonville Circulator.
- STIC – increase of 13.5% or \$317K due to changes in the allocation formula.
- TDA - STA – Operating (includes SB1) – decrease of -6.5% or (\$229K) due to declining allocations of PUC 99313 funds to Santa Cruz METRO (85% in FY20) as per agreement with RTC at their 12/7/17 meeting.

B. Operating Expenses

Operating Expenses total \$49,778,966 in FY19 and \$51,648,568 in FY20. Major **Operating Expenses** assumptions in the preliminary **FY19 budget over the FY18 Final budget**, adopted in June 2017, include:

- **Personnel Expenses** (Labor and Fringe Benefits) increased by 1.9% or \$732K.
- **Non-Personnel Expenses** increased by 11.1% or \$969K.

Personnel Expenses:

Personnel Expenses (Labor and Fringe Benefits) increase by 1.9% or \$732K primarily due to:

- Contractual items - step and longevity increases.
- Increase in CalPERS retirement employer contribution from 23.656% to 26.803% in FY19, as per CalPERS actuarial information.
- Increased number of FTEs (Full Time Equivalents):
 - Customer Service Representative (CSR): 2 FTEs
 - Customer Service Coordinator: 1 FTE
 - Sr. Customer Service Representatives: 2 FTEs (authorized, but not funded)
 - Financial Analyst: 1 FTE
 - FM Mechanic II: 1 FTE
 - Bus Operator: 1 FTE
 - Marketing Communications and Customer Service Manager: 1 FTE
 - The increase is partially offset by a defunded position: Admin Assistant: 1 FTE (Department: District General Counsel)
- Additional budget savings are anticipated in Medical Insurance costs due to lower premiums in 2018. The budgeted increase in premiums for 2019 is 5% (based on the average increase in the two main HMO plans for the last 6 years).

Non – Personnel Expenses:

Non-Personnel Expenses increase by 11.1% or \$969K primarily due to:

- Services – increase of 5.0% or \$178K. Major contributors are:
 - Legal Services: 14.3% or \$50K (anticipated increase due to Year-to-Date spending trends and the unfavorable variance to FY18 Budget)
 - Repair Equipment: 7.7% or \$48K due to anticipated increases in the Fleet and Facilities Maintenance Departments (Radio Maintenance Repairs)
 - Repair – Rev Vehicle: 23.0% or \$75K due to aging fleet.
- Mobile Materials & Supplies – increase of 13.4% or \$394K due to Rev Vehicle Parts in the Fleet Maintenance Department, 63.7% or \$467K. The increase is mitigated by budget savings in Tires & Tubes, -33.3% or (\$100K).
- Other Materials & Supplies – increase of 16.7% or \$64K. Major Contributors are:
 - Promotional Items: \$21K increase due to funds added in the Customer Service Department for outreach and marketing.
 - Non-Inventory Parts: 46.6% or \$27K in the Fleet Maintenance Department, the anticipated increase is based on current usage trends and unfavorable budget variance in FY18.
- Casualty & Liability – increase of 25.5% or \$170K primarily due to 47% or \$191K estimated increase in Insurance PL/PD (increased insurance premiums). More information will be available in April 2018.
- Miscellaneous Expenses – increase by 48.8% or \$131K primarily due to Employee Training in the Fleet Maintenance Department.

Major **Operating Expense** assumptions in the preliminary **FY20 budget** over the FY19 budget include:

- **Personnel Expenses** (Labor and Fringe Benefits) increase by 5.3% or \$2.1M due to:
 - Contractual obligations in FY20.
 - Projected increase in Retirement as per CalPERS Annual Valuation Reports.
 - Anticipated increase in Medical insurance premiums, effective in January 2020.

- **Non-Personnel Expenses** decrease by -2.6% or (\$249K) primarily due to Services (Prof/Technical Fees).

Transfers & Operating Balance

Beginning in FY19, Transfers & Operating Balance(s) are presented in a separate section, after Operating Revenue and Expenses. The change in presentation is made in an attempt to facilitate budget tracking and transparency between the Operating and Capital Budgets/Reserves, as funds are allocated and committed to various capital projects. In addition, clearly identified transfers of funds between the Operating and Capital Budgets, as well as their corresponding capital projects, will be beneficial for the year-end audits of the 2016 Net Sales Tax Measure D Funds.

In FY19, the **Transfers to the Capital Budget** are as follows:

- 2016 Net Sales Tax Measure D: 100% increase or \$2.0M (over the FY18 Final budget, adopted in June 2017)
- TDA – STA – Operating, Includes SB1: -87.1% decrease or (\$2.0M)

The above variances are primarily due to the change in presentation. In FY19, a portion of the 2016 Net Sales Tax Measure D is transferred to the Capital Budget as per the 5-Year Program of Projects, provided to RTC. The FY18 budget was finalized, prior to submitting the 5-Year Program of Projects for Measure D funds to RTC and therefore does not reflect the transfer of funds. The ultimate goal is to consistently honor our commitment to the Capital Budget and maintain assets in a state of good repair by transferring \$3.0M each year (\$2.3M from the Measure D and TDA-STA Operating, and \$0.7M from the TDA-STA-SGR, Capital).

The **Transfers to the Operating and Capital Reserves Funds** are as follows:

- Fuel Tax Credit: -13.8% decrease or (\$91K) as per recent information regarding the anticipated 2017 refund, if the two year renewal of the Alt. Fuel Tax Credit is successful.
- Operating Excess Funds: 55.1% increase or \$266K, as more budget savings and efficiencies are achieved in FY19.

There are no significant changes in the budgeted **Transfers & Operating Balance** in FY20, with the exception of the Transfers to Operating and Capital

Reserve Fund: -52.5% decrease or (\$692K) due to anticipated growth of Operating Expenses exceeding the projected growth in Revenue Sources.

C. Capital Budget

The preliminary **FY19 Capital Budget** as shown in **Attachment B** totals **\$25,551,624.**

IV. FINANCIAL CONSIDERATIONS/IMPACT

- The proposed two-year **FY19 and FY20 preliminary line item Operating Budgets – Attachment A** total **\$53,568,005** and **\$54,792,958**, respectively (inclusive of Transfers and Operating Balance). This is a “first-cut” budget. An updated proposed two-year budget will be presented to the Board of Directors in May, which will reflect the latest data regarding revenues and expenses.
- The preliminary **FY19 Capital Budget – Attachment B** totals **\$25,551,624.**

V. ALTERNATIVES CONSIDERED

- There are no recommended alternatives at this time. The Board of Directors must adopt a preliminary line item budget in order to allow submittal of Santa Cruz METRO’s Transportation Development Act (TDA) and State Transit Assistance (STA) claims to the Santa Cruz County Regional Transportation Commission (SCCRTC) by the April 1st deadline. This is a “first-cut” budget. A two-year budget proposal will be presented to the Board of Directors in May, which will reflect the latest data regarding projected revenues and expenses.

VI. ATTACHMENTS


Attachment A: FY19 and FY20 preliminary line item Operating Budgets

Attachment B: FY19 Preliminary Capital Budget


Prepared By: Kristina Mihaylova, Sr. Financial Analyst

VII. APPROVALS:

Approved as to fiscal impact:
Angela Aitken, Finance Manager



Alex Clifford, CEO/General Manager



**SANTA CRUZ METROPOLITAN TRANSIT DISTRICT
FY19 & FY20 PRELIMINARY OPERATING BUDGET
REVENUE SOURCES**

Attachment A

REVENUE SOURCE	Jun-17	Mar-18	% CHANGE		\$ CHANGE		% CHANGE		\$ CHANGE	
	BUDGET FY18	BUDGET FY19	BUDG FY18	BUDG FY19	BUDG FY18	BUDG FY19	BUDG FY18	BUDG FY19	BUDG FY18	BUDG FY19
1 Passenger Fares	2,791,893	2,615,934	-6.3%	(175,959)	2,563,615	-2.0%	(52,319)	2,563,615	-2.0%	(52,319)
2 Special Transit Fares	5,206,844	5,381,772	3.4%	174,928	5,491,908	2.0%	110,136	5,491,908	2.0%	110,136
3 Paratransit Fares	339,141	305,597	-9.9%	(33,544)	305,597	0.0%	-	305,597	0.0%	-
4 Highway 17 Fares	1,758,751	1,479,746	-15.9%	(279,005)	1,420,556	-4.0%	(59,190)	1,420,556	-4.0%	(59,190)
5 Highway 17 Payments	525,000	531,329	1.2%	6,329	535,957	0.9%	4,628	535,957	0.9%	4,628
6 Commissions	1,500	2,500	66.7%	1,000	2,500	0.0%	-	2,500	0.0%	-
7 Advertising Income	225,000	250,000	11.1%	25,000	250,000	0.0%	-	250,000	0.0%	-
8 Rent Income	154,301	147,405	-4.5%	(6,896)	151,514	2.8%	4,109	151,514	2.8%	4,109
9 Interest Income	90,000	90,000	0.0%	-	85,000	-5.6%	(5,000)	85,000	-5.6%	(5,000)
10 Other Non-Transp Revenue	20,592	20,000	-2.9%	(592)	20,000	0.0%	-	20,000	0.0%	-
11 1979 Gross Sales Tax (1/2 cent)	20,061,806	21,636,231	7.8%	1,574,425	22,285,318	3.0%	649,087	22,285,318	3.0%	649,087
12 2016 Net Sales Tax (Measure D)	2,978,897	3,211,251	7.8%	232,354	3,307,588	3.0%	96,338	3,307,588	3.0%	96,338
13 Transp Dev Act (TDA - LTF) Funds	6,767,933	6,896,524	1.9%	128,591	7,027,558	1.9%	131,034	7,027,558	1.9%	131,034
14* FTA Sec 5307 - Op Assistance	4,131,857	4,369,644	5.8%	237,787	4,465,339	2.2%	95,695	4,465,339	2.2%	95,695
15 FTA Sec 5311 - Rural Op Asst	170,428	174,321	2.3%	3,893	178,139	2.2%	3,818	178,139	2.2%	3,818
16 AMBAG/Misc. Grant Funding	10,000	5,000	-50.0%	(5,000)	205,000	4000.0%	200,000	205,000	4000.0%	200,000
17 STIC	2,210,167	2,342,660	6.0%	132,493	2,659,961	13.5%	317,301	2,659,961	13.5%	317,301
18 TDA - STA - Operating (Includes SB1)	3,380,240	3,540,904	4.8%	160,664	3,311,858	-6.5%	(229,046)	3,311,858	-6.5%	(229,046)
19 Fuel Tax Credit	657,354	566,637	-13.8%	(90,717)	525,000	-7.3%	(41,637)	525,000	-7.3%	(41,637)
20 Medicare Subsidy	-	550	100.0%	550	550	0.0%	-	550	0.0%	-
TOTAL REVENUE	51,481,704	53,568,005	4.1%	2,086,300	54,792,958	2.3%	1,224,953	54,792,958	2.3%	1,224,953

* FTA funding is used solely to fund labor expense

Attachment A

SANTA CRUZ METROPOLITAN TRANSIT DISTRICT FY19 & FY20 PRELIMINARY OPERATING BUDGET Consolidated Expenses

ACCOUNT	Jun-17	Mar-18	% CHANGE		\$ CHANGE		% CHANGE		\$ CHANGE	
	BUDGET FY18	BUDGET FY19	BUDG FY18	BUDG FY19	BUDG FY18	BUDG FY19	BUDG FY18	BUDG FY19	BUDG FY18	BUDG FY19
LABOR										
501011 Bus Operator Pay	8,697,054	8,954,068	3.0%		257,014		9,343,011	4.3%	388,943	
501013 Bus Operator OT	1,225,000	1,238,781	1.1%		13,781		1,292,433	4.3%	53,652	
501021 Other Salaries	7,700,077	8,113,309	5.4%		413,233		8,288,363	2.2%	175,054	
501023 Other OT	424,985	466,213	9.7%		41,228		477,522	2.4%	11,309	
Totals	18,047,115	18,772,371	4.0%		725,256		19,401,328	3.4%	628,958	
FRINGE BENEFITS										
502011 Medicare/Soc. Sec.	315,704	328,909	4.2%		13,205		339,681	3.3%	10,773	
502021 Retirement	4,773,205	5,600,524	17.3%		827,319		6,402,261	14.3%	801,737	
502031 Medical Ins	10,570,926	9,499,601	-10.1%		(1,071,324)		9,985,178	5.1%	485,577	
502041 Dental Ins	508,672	506,227	-0.5%		(2,445)		523,291	3.4%	17,064	
502045 Vision Ins	130,773	126,224	-3.5%		(4,549)		130,328	3.3%	4,103	
502051 Life Ins/AD&D	45,222	45,473	0.6%		251		46,871	3.1%	1,398	
502060 State Disability Ins (SDI)	192,651	230,415	19.6%		37,764		245,356	6.5%	14,941	
502061 Long Term Disability Ins	150,021	143,350	-4.4%		(6,670)		153,617	7.2%	10,266	
502071 State Unemployment Ins (SUI)	55,825	58,581	4.9%		2,756		62,340	6.4%	3,759	
502081 Worker's Comp Ins	875,500	901,766	3.0%		26,266		928,818	3.0%	27,052	
502101 Holiday Pay	615,209	640,706	4.1%		25,497		661,567	3.3%	20,861	
502103 Floating Holiday	92,042	98,985	7.5%		6,943		100,851	1.9%	1,866	
502109 Sick Leave	943,920	982,826	4.1%		38,906		1,015,062	3.3%	32,236	
502111 Annual Leave	1,849,196	1,957,318	5.8%		108,122		2,011,446	2.8%	54,128	
502121 Other Paid Absence	144,190	150,165	4.1%		5,976		155,055	3.3%	4,889	
502251 Phys. Exams	14,280	12,283	-14.0%		(1,997)		9,783	-20.4%	(2,500)	
502253 Driver Lic Renewal	4,956	3,211	-35.2%		(1,745)		4,211	31.1%	1,000	
502999 Other Fringe Benefits	57,426	60,062	4.6%		2,636		60,581	0.9%	519	
Totals	21,339,718	21,346,629	0.0%		6,911		22,836,296	7.0%	1,489,667	

Attachment A

SANTA CRUZ METROPOLITAN TRANSIT DISTRICT FY19 & FY20 PRELIMINARY OPERATING BUDGET Consolidated Expenses

ACCOUNT	Jun-17	Mar-18	% CHANGE		\$ CHANGE		% CHANGE		\$ CHANGE	
	BUDGET FY18	BUDGET FY19	BUDG FY18	BUDG FY19	BUDG FY18	BUDG FY19	BUDG FY18	BUDG FY19	BUDG FY18	BUDG FY19
SERVICES										
503011 Accting/Audit Fees	95,250	105,250	10.5%	10,000	106,750	1.4%	1,500	1.4%	1,500	1,500
503012 Admin/Bank Fees	380,500	380,000	-0.1%	(500)	388,280	2.2%	8,280	2.2%	8,280	8,280
503031 Prof/Technical Fees	972,279	950,968	-2.2%	(21,311)	685,968	-27.9%	(265,000)	-27.9%	(265,000)	(265,000)
503032 Legislative Services	101,000	101,000	0.0%	-	101,000	0.0%	-	0.0%	-	-
503033 Legal Services	350,000	400,000	14.3%	50,000	400,000	0.0%	-	0.0%	-	-
503034 Pre-Employment Exams	5,500	5,525	0.5%	25	5,525	0.0%	-	0.0%	-	-
503041 Temp Help	-	-	0.0%	-	-	0.0%	-	0.0%	-	-
503161 Custodial Services	8,300	8,300	0.0%	-	8,300	0.0%	-	0.0%	-	-
503162 Uniforms/Laundry	24,150	25,910	7.3%	1,760	25,910	0.0%	-	0.0%	-	-
503171 Security Services	515,600	525,700	2.0%	10,100	536,002	2.0%	10,302	2.0%	10,302	10,302
503221 Classified/Legal Ads	13,200	14,700	11.4%	1,500	14,700	0.0%	-	0.0%	-	-
503222 Legal Ads	-	-	0.0%	-	-	0.0%	-	0.0%	-	-
503225 Graphic Services	-	-	0.0%	-	-	0.0%	-	0.0%	-	-
503351 Repair - Bldg & Impr	50,000	50,000	0.0%	-	50,000	0.0%	-	0.0%	-	-
503352 Repair - Equipment	622,800	670,800	7.7%	48,000	676,000	0.8%	5,200	0.8%	5,200	5,200
503353 Repair - Rev Vehicle	326,500	401,500	23.0%	75,000	401,500	0.0%	-	0.0%	-	-
503354 Repair - Non Rev Vehicle	30,000	33,000	10.0%	3,000	33,000	0.0%	-	0.0%	-	-
503363 Haz Mat Disposal	48,400	48,400	0.0%	-	48,400	0.0%	-	0.0%	-	-
Totals	3,543,479	3,721,053	5.0%	177,574	3,481,335	-6.4%	(239,718)	-6.4%	(239,718)	(239,718)
MOBILE MATERIALS & SUPPLIES										
504011 Fuels & Lubricants - Non Rev Veh	60,000	60,000	0.0%	-	60,000	0.0%	-	0.0%	-	-
504012 Fuels & Lubricants - Rev Veh	1,847,000	1,873,500	1.4%	26,500	1,897,000	1.3%	23,500	1.3%	23,500	23,500
504021 Tires & Tubes	300,000	200,000	-33.3%	(100,000)	200,000	0.0%	-	0.0%	-	-
504161 Other Mobile Supplies	-	-	0.0%	-	-	0.0%	-	0.0%	-	-
504191 Rev Vehicle Parts	733,500	1,200,500	63.7%	467,000	1,200,500	0.0%	-	0.0%	-	-
Totals	2,940,500	3,334,000	13.4%	393,500	3,357,500	0.7%	23,500	0.7%	23,500	23,500

Attachment A

SANTA CRUZ METROPOLITAN TRANSIT DISTRICT FY19 & FY20 PRELIMINARY OPERATING BUDGET

Consolidated Expenses

ACCOUNT	Jun-17	Mar-18	% CHANGE		\$ CHANGE		% CHANGE		\$ CHANGE	
	BUDGET FY18	BUDGET FY19	BUDG FY18	BUDG FY19	BUDG FY18	BUDG FY19	BUDG FY18	BUDG FY19	BUDG FY18	BUDG FY19
OTHER MATERIALS & SUPPLIES										
504205 Freight Out	2,500	7,500	200.0%	200.0%	5,000	7,500	0.0%	0.0%	-	-
504211 Postage & Mailing	12,300	10,600	-13.8%	-13.8%	(1,700)	10,600	0.0%	0.0%	-	-
504214 Promotional Items	200	21,550	10675.0%	10675.0%	21,350	21,550	0.0%	0.0%	-	-
504215 Printing	48,850	53,450	9.4%	9.4%	4,600	53,575	0.2%	0.2%	125	125
504217 Photo Supp/Process	1,500	3,400	126.7%	126.7%	1,900	3,400	0.0%	0.0%	-	-
504311 Office Supplies	71,800	70,800	-1.4%	-1.4%	(1,000)	70,800	0.0%	0.0%	-	-
504315 Safety Supplies	11,320	16,120	42.4%	42.4%	4,800	16,120	0.0%	0.0%	-	-
504317 Cleaning Supplies	48,600	44,600	-8.2%	-8.2%	(4,000)	44,600	0.0%	0.0%	-	-
504409 Repair/Maint Supplies	110,500	110,500	0.0%	0.0%	-	110,500	0.0%	0.0%	-	-
504417 Tenant Repairs	9,000	14,000	55.6%	55.6%	5,000	14,000	0.0%	0.0%	-	-
504421 Non-Inventory Parts	58,000	85,000	46.6%	46.6%	27,000	85,000	0.0%	0.0%	-	-
504511 Small Tools	9,500	11,000	15.8%	15.8%	1,500	10,500	-4.5%	-4.5%	(500)	(500)
504515 Employee Tool Replacement	3,000	3,000	0.0%	0.0%	-	3,000	0.0%	0.0%	-	-
Totals	387,070	451,520	16.7%	16.7%	64,450	451,145	-0.1%	-0.1%	(375)	(375)
UTILITIES										
505011 Gas & Electric	304,000	319,000	4.9%	4.9%	15,000	334,000	4.7%	4.7%	15,000	15,000
505021 Water & Garbage	147,400	158,400	7.5%	7.5%	11,000	158,400	0.0%	0.0%	-	-
505031 Telecommunications	157,600	153,500	-2.6%	-2.6%	(4,100)	153,500	0.0%	0.0%	-	-
Totals	609,000	630,900	3.6%	3.6%	21,900	645,900	2.4%	2.4%	15,000	15,000
CASUALTY & LIABILITY										
506011 Insurance - Property	61,737	60,808	-1.5%	-1.5%	(929)	62,632	3.0%	3.0%	1,824	1,824
506015 Insurance - PL/PD	406,047	596,955	47.0%	47.0%	190,908	656,649	10.0%	10.0%	59,694	59,694
506021 Insurance - Other	50,000	30,080	-39.8%	-39.8%	(19,920)	30,983	3.0%	3.0%	903	903
506123 Settlement Costs	150,000	150,000	0.0%	0.0%	-	150,000	0.0%	0.0%	-	-
506127 Repairs - District Prop	-	-	0.0%	0.0%	-	-	0.0%	0.0%	-	-
Totals	667,784	837,843	25.5%	25.5%	170,059	900,264	7.5%	7.5%	62,421	62,421

Attachment A

SANTA CRUZ METROPOLITAN TRANSIT DISTRICT FY19 & FY20 PRELIMINARY OPERATING BUDGET

Consolidated Expenses

ACCOUNT	Jun-17 BUDGET FY18	Mar-18 BUDGET FY19	% CHANGE BUDG FY18 BUDG FY19	\$ CHANGE BUDG FY18 BUDG FY19	Mar-18 BUDGET FY20	% CHANGE BUDG FY19 BUDG FY20	\$ CHANGE BUDG FY19 BUDG FY20
TAXES							
507051 Fuel Tax	15,000	15,000	0.0%	-	15,000	0.0%	-
507201 Licenses & Permits	20,852	17,600	-15.6%	(3,252)	17,600	0.0%	-
507999 Other Taxes	14,400	14,400	0.0%	-	14,400	0.0%	-
Totals	50,252	47,000	-6.5%	(3,252)	47,000	0.0%	-
PURCHASED TRANS.							
503406 Contract/Paratransit	-	-	0.0%	-	-	0.0%	-
Totals	-	-	0.0%	-	-	0.0%	-
MISC EXPENSE							
509011 Dues/Subscriptions	82,730	89,700	8.4%	6,970	89,700	0.0%	-
509081 Advertising - District Promo	-	5,000	100.0%	5,000	5,000	0.0%	-
509101 Employee Incentive Program	19,100	13,900	-27.2%	(5,200)	13,900	0.0%	-
509121 Employee Training	65,073	180,800	177.8%	115,727	70,950	-60.8%	(109,850)
509122 BOD Travel	8,000	11,000	37.5%	3,000	11,000	0.0%	-
509123 Travel	69,705	77,400	11.0%	7,695	77,400	0.0%	-
509125 Local Meeting Expense	10,300	7,650	-25.7%	(2,650)	7,650	0.0%	-
509127 Board Director Fees	12,600	12,600	0.0%	-	12,600	0.0%	-
509150 Contributions	-	-	0.0%	-	-	0.0%	-
509198 Cash Over/Short	-	-	0.0%	-	-	0.0%	-
509999 Other Misc Expense	-	-	0.0%	-	-	0.0%	-
Totals	267,508	398,050	48.8%	130,542	288,200	-27.6%	(109,850)
LEASES & RENTALS							
512011 Facility Lease	208,100	225,800	8.5%	17,700	225,800	0.0%	-
512061 Equipment Rental	17,294	13,800	-20.2%	(3,494)	13,800	0.0%	-
Totals	225,394	239,600	6.3%	14,206	239,600	0.0%	-
PERSONNEL TOTAL							
	39,386,833	40,119,000	1.9%	732,167	42,237,624	5.3%	2,118,625
NON-PERSONNEL TOTAL							
	8,690,987	9,659,966	11.1%	968,979	9,410,944	-2.6%	(249,022)
TOTAL OPERATING EXPENSES							
	48,077,820	49,778,966	3.5%	1,701,146	51,648,568	3.8%	1,869,603

**SANTA CRUZ METROPOLITAN TRANSIT DISTRICT
FY19 & FY20 PRELIMINARY OPERATING BUDGET
TRANSFERS & OPERATING BALANCE**

	Jun-17 BUDGET FY18	Mar-18 BUDGET FY19	% CHANGE		\$ CHANGE		% CHANGE		\$ CHANGE	
			BUDG FY18	BUDG FY19	BUDG FY18	BUDG FY19	BUDG FY18	BUDG FY19	BUDG FY18	BUDG FY19
TRANSFERS										
Transfers to Capital Budget										
1	-	2,036,251	100.0%	2,036,251	2,132,588	4.7%	96,338			
2	2,263,000	292,670	-87.1%	(1,970,330)	244,670	-16.4%	(48,001)			
	Totals	2,328,921	2.9%	65,921	2,377,258	2.1%	48,337			
Transfers to Operating and Capital Reserve Fund										
3	657,354	566,637	-13.8%	(90,717)	525,000	-7.3%	(41,637)			
4	483,530	750,000	55.1%	266,471	100,000	-86.7%	(650,000)			
	Totals	1,316,637	141.3%	319,234	625,000	-52.5%	(691,637)			
TOTAL TRANSFERS										
	3,403,884	3,645,558	7.1%	241,674	3,002,258	-17.6%	(643,300)			
TOTAL REVENUE										
	51,481,704	53,568,005	4.1%	2,086,300	54,792,958	2.3%	1,224,953			
TOTAL EXPENSES										
	48,077,820	49,778,966	3.5%	1,701,146	51,648,568	3.8%	1,869,603			
TOTAL TRANSFERS										
	(3,403,884)	(3,645,558)	7.1%	(241,674)	(3,002,258)	-17.6%	643,300			
OPERATING BALANCE										
	-	143,481	100.0%	143,481	142,132	-0.9%	(1,349)			

*Beginning in FY19, 2016 Net Sales Tax Measure D is transferred to the Capital Budget as per 5-Year Program of Projects, provided to RTC. The 5-Year Program of Projects should be updated yearly, after the budget is adopted in June, in order to reflect Santa Cruz METRO's latest Measure D growth projections, presented above.
 **Subject to annual renewal of the tax extenders

Attachment A

SANTA CRUZ METROPOLITAN TRANSIT DISTRICT FY19 & FY20 PRELIMINARY OPERATING BUDGET

Departmental Expenses

DEPARTMENT	Jun-17	Mar-18	% CHANGE		\$ CHANGE		% CHANGE		\$ CHANGE	
	BUDGET FY18	BUDGET FY19	BUDG FY18	BUDG FY19	BUDG FY18	BUDG FY19	BUDG FY18	BUDG FY19	BUDG FY18	BUDG FY19
1100 Administration	1,410,480	1,341,233	-4.9%	(69,247)	1,371,078	2.2%	29,844			
1200 Finance	2,161,459	2,413,231	11.6%	251,772	2,489,082	3.1%	75,851			
1300 Customer Service	1,182,225	1,631,915	38.0%	449,690	1,708,762	4.7%	76,848			
1400 Human Resources	873,261	963,804	10.4%	90,543	1,008,580	4.6%	44,775			
1500 Information Technology	1,146,885	1,140,686	-0.5%	(6,199)	1,172,188	2.8%	31,502			
Planning, Grants,										
1600 Governmental Affairs	1,175,932	1,186,556	0.9%	10,623	1,010,810	-14.8%	(175,745)			
1700 District Counsel	466,174	412,199	-11.6%	(53,975)	412,460	0.1%	261			
1800 Risk Management	405,842	421,907	4.0%	16,065	440,337	4.4%	18,430			
1900 Purchasing	925,219	939,109	1.5%	13,890	971,003	3.4%	31,894			
2200 Facilities Maintenance	2,786,946	2,830,643	1.6%	43,697	2,917,970	3.1%	87,327			
3100 Paratransit Program	4,461,839	4,487,787	0.6%	25,948	4,738,049	5.6%	250,262			
3200 Operations	2,649,916	2,756,453	4.0%	106,537	2,865,257	3.9%	108,804			
3300 Bus Operators	17,069,239	17,288,549	1.3%	219,310	18,350,730	6.1%	1,062,181			
4100 Fleet Maintenance	8,043,643	8,882,132	10.4%	838,489	8,958,113	0.9%	75,981			
9001 Cobra Benefits	-	-	0.0%	-	-	0.0%	-			
9005 Retired Employee Benefits	3,318,508	3,082,512	-7.1%	(235,996)	3,233,898	4.9%	151,386			
700 SCCIC	250	250	0.0%	-	250	0.0%	-			
TOTAL OPERATING EXPENSES	48,077,820	49,778,966	3.5%	1,701,146	51,648,568	3.8%	1,869,603			

Attachment A

SANTA CRUZ METROPOLITAN TRANSIT DISTRICT FY19 & FY20 PRELIMINARY OPERATING BUDGET

Administration - 1100

ACCOUNT	Jun-17	Mar-18	% CHANGE	\$ CHANGE	% CHANGE	\$ CHANGE	Mar-18	% CHANGE	\$ CHANGE
	BUDGET FY18	BUDGET FY19	BUDG FY18 BUDG FY19	BUDG FY18 BUDG FY19	BUDG FY18 BUDG FY19	BUDGET FY20	BUDG FY19 BUDG FY20	BUDG FY19 BUDG FY20	BUDG FY19 BUDG FY20
LABOR									
501011 Bus Operator Pay	-	-	0.0%	-	0.0%	-	-	0.0%	-
501013 Bus Operator OT	-	-	0.0%	-	0.0%	-	-	0.0%	-
501021 Other Salaries	402,408	418,914	4.1%	16,506	4.1%	430,212	430,212	2.7%	11,298
501023 Other OT	6,500	6,500	0.0%	-	0.0%	6,675	6,675	2.7%	175
Totals	408,908	425,414	4.0%	16,506	4.0%	436,888	436,888	2.7%	11,474
FRINGE BENEFITS									
502011 Medicare/Soc. Sec.	7,379	7,726	4.7%	347	4.7%	7,934	7,934	2.7%	209
502021 Retirement	103,573	118,755	14.7%	15,182	14.7%	130,861	130,861	10.2%	12,107
502031 Medical Ins	96,493	59,238	-38.6%	(37,256)	-38.6%	61,394	61,394	3.6%	2,156
502041 Dental Ins	5,222	4,151	-20.5%	(1,071)	-20.5%	4,275	4,275	3.0%	125
502045 Vision Ins	1,319	1,229	-6.8%	(90)	-6.8%	1,266	1,266	3.0%	37
502051 Life Ins/AD&D	5,017	5,040	0.4%	22	0.4%	5,121	5,121	1.6%	81
502060 State Disability Ins (SDI)	3,223	3,871	20.1%	647	20.1%	4,092	4,092	5.7%	221
502061 Long Term Disability Ins	3,099	2,942	-5.1%	(157)	-5.1%	3,053	3,053	3.8%	111
502071 State Unemployment Ins (SUI)	700	721	3.0%	21	3.0%	765	765	6.1%	44
502081 Worker's Comp Ins	11,260	11,598	3.0%	338	3.0%	11,946	11,946	3.0%	348
502101 Holiday Pay	15,458	16,194	4.8%	736	4.8%	16,632	16,632	2.7%	438
502103 Floating Holiday	19,019	19,920	4.7%	900	4.7%	20,404	20,404	2.4%	484
502109 Sick Leave	23,187	24,291	4.8%	1,104	4.8%	24,948	24,948	2.7%	657
502111 Annual Leave	38,687	43,188	11.6%	4,502	11.6%	44,436	44,436	2.9%	1,248
502121 Other Paid Absence	3,623	3,795	4.8%	173	4.8%	3,898	3,898	2.7%	103
502251 Phys. Exams	-	-	0.0%	-	0.0%	-	-	0.0%	-
502253 Driver Lic Renewal	-	-	0.0%	-	0.0%	-	-	0.0%	-
502999 Other Fringe Benefits	10,761	11,961	11.2%	1,200	11.2%	11,965	11,965	0.0%	3
Totals	348,022	334,619	-3.9%	(13,402)	-3.9%	352,990	352,990	5.5%	18,371

Attachment A

SANTA CRUZ METROPOLITAN TRANSIT DISTRICT FY19 & FY20 PRELIMINARY OPERATING BUDGET Administration - 1100

ACCOUNT	Jun-17	Mar-18	% CHANGE	\$ CHANGE	Mar-18	% CHANGE	\$ CHANGE	BUDG FY19	BUDG FY20	% CHANGE	\$ CHANGE
	BUDGET FY18	BUDGET FY19	BUDG FY18 BUDG FY19	BUDG FY18 BUDG FY19	BUDGET FY20	BUDG FY18 BUDG FY19	BUDG FY18 BUDG FY19	BUDG FY19	BUDG FY20	BUDG FY19 BUDG FY20	BUDG FY19 BUDG FY20
SERVICES											
503011 Acting/Audit Fees	-	-	0.0%	-	-	0.0%	-	-	-	0.0%	-
503012 Admin/Bank Fees	-	-	0.0%	-	-	0.0%	-	-	-	0.0%	-
503031 Prof/Technical Fees	379,900	306,000	-19.5%	(73,900)	306,000	0.0%	-	-	-	0.0%	-
503032 Legislative Services	101,000	101,000	0.0%	-	101,000	0.0%	-	-	-	0.0%	-
503033 Legal Services	-	-	0.0%	-	-	0.0%	-	-	-	0.0%	-
503034 Pre-Employment Exams	-	-	0.0%	-	-	0.0%	-	-	-	0.0%	-
503041 Temp Help	-	-	0.0%	-	-	0.0%	-	-	-	0.0%	-
503161 Custodial Services	-	-	0.0%	-	-	0.0%	-	-	-	0.0%	-
503162 Uniforms/Laundry	-	-	0.0%	-	-	0.0%	-	-	-	0.0%	-
503171 Security Services	-	-	0.0%	-	-	0.0%	-	-	-	0.0%	-
503221 Classified/Legal Ads	5,000	4,000	-20.0%	(1,000)	4,000	0.0%	-	-	-	0.0%	-
503222 Legal Ads	-	-	0.0%	-	-	0.0%	-	-	-	0.0%	-
503225 Graphic Services	-	-	0.0%	-	-	0.0%	-	-	-	0.0%	-
503351 Repair - Bldg & Impr	-	-	0.0%	-	-	0.0%	-	-	-	0.0%	-
503352 Repair - Equipment	3,500	4,000	14.3%	500	4,000	0.0%	-	-	-	0.0%	-
503353 Repair - Rev Vehicle	-	-	0.0%	-	-	0.0%	-	-	-	0.0%	-
503354 Repair - Non Rev Vehicle	-	-	0.0%	-	-	0.0%	-	-	-	0.0%	-
503363 Haz Mat Disposal	-	-	0.0%	-	-	0.0%	-	-	-	0.0%	-
Totals	489,400	415,000	-15.2%	(74,400)	415,000					0.0%	
MOBILE MATERIALS & SUPPLIES											
504011 Fuels & Lubricants - Non Rev Veh	-	-	0.0%	-	-	0.0%	-	-	-	0.0%	-
504012 Fuels & Lubricants - Rev Veh	-	-	0.0%	-	-	0.0%	-	-	-	0.0%	-
504021 Tires & Tubes	-	-	0.0%	-	-	0.0%	-	-	-	0.0%	-
504161 Other Mobile Supplies	-	-	0.0%	-	-	0.0%	-	-	-	0.0%	-
504191 Rev Vehicle Parts	-	-	0.0%	-	-	0.0%	-	-	-	0.0%	-
Totals	-	-	0.0%	-	-					0.0%	

Attachment A

SANTA CRUZ METROPOLITAN TRANSIT DISTRICT FY19 & FY20 PRELIMINARY OPERATING BUDGET Administration - 1100

ACCOUNT	Jun-17	Mar-18	% CHANGE	\$ CHANGE	Mar-18	% CHANGE	\$ CHANGE	BUDG FY19	BUDG FY20	% CHANGE	\$ CHANGE	
	BUDGET FY18	BUDGET FY19	BUDG FY18 BUDG FY19	BUDG FY18 BUDG FY19	BUDGET FY20	BUDG FY18 BUDG FY19	BUDG FY18 BUDG FY19	BUDG FY19	BUDG FY20	BUDG FY19 BUDG FY20	BUDG FY19 BUDG FY20	
OTHER MATERIALS & SUPPLIES												
504205 Freight Out	-	-	0.0%	-	-	0.0%	-	-	-	0.0%	-	
504211 Postage & Mailing	4,500	4,500	0.0%	-	4,500	0.0%	-	-	-	0.0%	-	
504214 Promotional Items	-	-	0.0%	-	-	0.0%	-	-	-	0.0%	-	
504215 Printing	1,100	1,100	0.0%	-	1,100	0.0%	-	-	-	0.0%	-	
504217 Photo Supp/Process	-	-	0.0%	-	-	0.0%	-	-	-	0.0%	-	
504311 Office Supplies	18,000	18,000	0.0%	-	18,000	0.0%	-	-	-	0.0%	-	
504315 Safety Supplies	-	-	0.0%	-	-	0.0%	-	-	-	0.0%	-	
504317 Cleaning Supplies	-	-	0.0%	-	-	0.0%	-	-	-	0.0%	-	
504409 Repair/Maint Supplies	-	-	0.0%	-	-	0.0%	-	-	-	0.0%	-	
504417 Tenant Repairs	-	-	0.0%	-	-	0.0%	-	-	-	0.0%	-	
504421 Non-Inventory Parts	-	-	0.0%	-	-	0.0%	-	-	-	0.0%	-	
504511 Small Tools	-	-	0.0%	-	-	0.0%	-	-	-	0.0%	-	
504515 Employee Tool Replacement	-	-	0.0%	-	-	0.0%	-	-	-	0.0%	-	
Totals	23,600	23,600	0.0%	-	23,600	0.0%	-	-	23,600	0.0%	-	
UTILITIES												
505011 Gas & Electric	-	-	0.0%	-	-	0.0%	-	-	-	0.0%	-	
505021 Water & Garbage	-	-	0.0%	-	-	0.0%	-	-	-	0.0%	-	
505031 Telecommunications	-	-	0.0%	-	-	0.0%	-	-	-	0.0%	-	
Totals	-	-	0.0%	-	-	0.0%	-	-	-	0.0%	-	
CASUALTY & LIABILITY												
506011 Insurance - Property	-	-	0.0%	-	-	0.0%	-	-	-	0.0%	-	
506015 Insurance - PL/PD	-	-	0.0%	-	-	0.0%	-	-	-	0.0%	-	
506021 Insurance - Other	-	-	0.0%	-	-	0.0%	-	-	-	0.0%	-	
506123 Settlement Costs	-	-	0.0%	-	-	0.0%	-	-	-	0.0%	-	
506127 Repairs - District Prop	-	-	0.0%	-	-	0.0%	-	-	-	0.0%	-	
Totals	-	-	0.0%	-	-	0.0%	-	-	-	0.0%	-	

Attachment A

SANTA CRUZ METROPOLITAN TRANSIT DISTRICT FY19 & FY20 PRELIMINARY OPERATING BUDGET Administration - 1100

ACCOUNT	Jun-17 BUDGET FY18	Mar-18 BUDGET FY19	% CHANGE BUDG FY18 BUDG FY19	\$ CHANGE BUDG FY18 BUDG FY19	Mar-18 BUDGET FY20	% CHANGE BUDG FY19 BUDG FY20	\$ CHANGE BUDG FY19 BUDG FY20
TAXES							
507051 Fuel Tax	-	-	0.0%	-	-	0.0%	-
507201 Licenses & Permits	-	-	0.0%	-	-	0.0%	-
507999 Other Taxes	-	-	0.0%	-	-	0.0%	-
Totals	-	-	0.0%	-	-	0.0%	-
PURCHASED TRANS.							
503406 Contract/Paratransit	-	-	0.0%	-	-	0.0%	-
Totals	-	-	0.0%	-	-	0.0%	-
MISC EXPENSE							
509011 Dues/Subscriptions	70,950	78,000	9.9%	7,050	78,000	0.0%	-
509081 Advertising - District Promo	-	-	0.0%	-	-	0.0%	-
509101 Employee Incentive Program	15,000	10,000	-33.3%	(5,000)	10,000	0.0%	-
509121 Employee Training	2,000	2,000	0.0%	-	2,000	0.0%	-
509122 BOD Travel	8,000	11,000	37.5%	3,000	11,000	0.0%	-
509123 Travel	20,000	20,000	0.0%	-	20,000	0.0%	-
509125 Local Meeting Expense	10,000	7,000	-30.0%	(3,000)	7,000	0.0%	-
509127 Board Director Fees	12,600	12,600	0.0%	-	12,600	0.0%	-
509150 Contributions	-	-	0.0%	-	-	0.0%	-
509198 Cash Over/Short	-	-	0.0%	-	-	0.0%	-
509999 Other Misc Expense	-	-	0.0%	-	-	0.0%	-
Totals	138,550	140,600	1.5%	2,050	140,600	0.0%	-
LEASES & RENTALS							
512011 Facility Lease	-	-	0.0%	-	-	0.0%	-
512061 Equipment Rental	2,000	2,000	0.0%	-	2,000	0.0%	-
Totals	2,000	2,000	0.0%	-	2,000	0.0%	-
PERSONNEL TOTAL							
	756,930	760,033	0.4%	3,103	789,878	3.9%	29,844
NON-PERSONNEL TOTAL							
	653,550	581,200	-11.1%	(72,350)	581,200	0.0%	-
DEPARTMENT TOTALS							
	1,410,480	1,341,233	-4.9%	(69,247)	1,371,078	2.2%	29,844

**SANTA CRUZ METROPOLITAN TRANSIT DISTRICT
FY19 & FY20 PRELIMINARY OPERATING BUDGET**

Finance - 1200

ACCOUNT	Jun-17	Mar-18	% CHANGE	\$ CHANGE	Mar-18	% CHANGE	\$ CHANGE
	BUDGET FY18	BUDGET FY19	BUDG FY18 BUDG FY19	BUDG FY18 BUDG FY19	BUDGET FY20	BUDG FY19 BUDG FY20	BUDG FY19 BUDG FY20
LABOR							
501011 Bus Operator Pay	-	-	0.0%	-	-	0.0%	-
501013 Bus Operator OT	-	-	0.0%	-	-	0.0%	-
501021 Other Salaries	607,589	658,509	8.4%	50,921	661,777	0.5%	3,268
501023 Other OT	2,400	2,400	0.0%	-	2,412	0.5%	12
Totals	609,989	660,909	8.3%	50,921	664,189	0.5%	3,280
FRINGE BENEFITS							
502011 Medicare/Soc. Sec.	10,942	11,984	9.5%	1,042	12,042	0.5%	57
502021 Retirement	179,029	220,885	23.4%	41,857	245,927	11.3%	25,042
502031 Medical Ins	199,295	198,849	-0.2%	(447)	208,546	4.9%	9,697
502041 Dental Ins	12,837	12,023	-6.3%	(813)	12,384	3.0%	361
502045 Vision Ins	2,638	2,766	4.8%	128	2,849	3.0%	83
502051 Life Ins/AD&D	1,036	1,106	6.8%	70	1,139	3.0%	33
502060 State Disability Ins (SDI)	6,235	8,031	28.8%	1,797	8,389	4.5%	358
502061 Long Term Disability Ins	4,953	4,627	-6.6%	(326)	5,248	13.4%	621
502071 State Unemployment Ins (SUI)	1,400	1,622	15.9%	222	1,721	6.1%	99
502081 Worker's Comp Ins	19,706	20,297	3.0%	591	20,906	3.0%	609
502101 Holiday Pay	22,775	25,035	9.9%	2,260	25,156	0.5%	121
502103 Floating Holiday	11,521	11,521	0.0%	-	11,521	0.0%	-
502109 Sick Leave	34,163	37,552	9.9%	3,390	37,734	0.5%	181
502111 Annual Leave	70,837	85,622	20.9%	14,785	85,955	0.4%	333
502121 Other Paid Absence	5,338	5,868	9.9%	530	5,896	0.5%	28
502251 Phys. Exams	-	-	0.0%	-	-	0.0%	-
502253 Driver Lic Renewal	-	-	0.0%	-	-	0.0%	-
502999 Other Fringe Benefits	4,122	4,150	0.7%	28	4,158	0.2%	8
Totals	586,826	651,940	11.1%	65,113	689,570	5.8%	37,631

Attachment A

SANTA CRUZ METROPOLITAN TRANSIT DISTRICT FY19 & FY20 PRELIMINARY OPERATING BUDGET

Finance - 1200

ACCOUNT	Jun-17	Mar-18	% CHANGE	\$ CHANGE	Mar-18	% CHANGE	\$ CHANGE	BUDG FY19	BUDG FY20	% CHANGE	\$ CHANGE	
	BUDGET FY18	BUDGET FY19	BUDG FY18 BUDG FY19	BUDG FY18 BUDG FY19	BUDGET FY20	BUDG FY19 BUDG FY20	BUDG FY18 BUDG FY19	BUDG FY19	BUDGET FY20	BUDG FY19 BUDG FY20	BUDG FY19 BUDG FY20	
SERVICES												
503011 Acting/Audit Fees	95,000	105,000	10.5%	10,000	106,500	1.4%	1,500				1,500	
503012 Admin/Bank Fees	380,500	380,000	-0.1%	(500)	388,280	2.2%	8,280				8,280	
503031 Prof/Technical Fees	42,500	36,600	-13.9%	(5,900)	11,600	-68.3%	(25,000)				(25,000)	
503032 Legislative Services	-	-	0.0%	-	-	0.0%	-				-	
503033 Legal Services	-	-	0.0%	-	-	0.0%	-				-	
503034 Pre-Employment Exams	-	-	0.0%	-	-	0.0%	-				-	
503041 Temp Help	-	-	0.0%	-	-	0.0%	-				-	
503161 Custodial Services	-	-	0.0%	-	-	0.0%	-				-	
503162 Uniforms/Laundry	-	-	0.0%	-	-	0.0%	-				-	
503171 Security Services	-	-	0.0%	-	-	0.0%	-				-	
503221 Classified/Legal Ads	-	-	0.0%	-	-	0.0%	-				-	
503222 Legal Ads	-	-	0.0%	-	-	0.0%	-				-	
503225 Graphic Services	-	-	0.0%	-	-	0.0%	-				-	
503351 Repair - Bldg & Impr	-	-	0.0%	-	-	0.0%	-				-	
503352 Repair - Equipment	-	-	0.0%	-	-	0.0%	-				-	
503353 Repair - Rev Vehicle	-	-	0.0%	-	-	0.0%	-				-	
503354 Repair - Non Rev Vehicle	-	-	0.0%	-	-	0.0%	-				-	
503363 Haz Mat Disposal	-	-	0.0%	-	-	0.0%	-				-	
Totals	518,000	521,600	0.7%	3,600	506,380	-2.9%	(15,220)					
MOBILE MATERIALS & SUPPLIES												
504011 Fuels & Lubricants - Non Rev Veh	-	-	0.0%	-	-	0.0%	-				-	
504012 Fuels & Lubricants - Rev Veh	-	-	0.0%	-	-	0.0%	-				-	
504021 Tires & Tubes	-	-	0.0%	-	-	0.0%	-				-	
504161 Other Mobile Supplies	-	-	0.0%	-	-	0.0%	-				-	
504191 Rev Vehicle Parts	-	-	0.0%	-	-	0.0%	-				-	
Totals	-	-	0.0%	-	-	0.0%	-				-	

Attachment A

SANTA CRUZ METROPOLITAN TRANSIT DISTRICT FY19 & FY20 PRELIMINARY OPERATING BUDGET

Finance - 1200

ACCOUNT	Jun-17	Mar-18	% CHANGE	\$ CHANGE	Mar-18	% CHANGE	\$ CHANGE	BUDG FY19	BUDG FY20	
	BUDGET FY18	BUDGET FY19	BUDG FY18 BUDG FY19	BUDG FY18 BUDG FY19	BUDGET FY20	BUDG FY18 BUDG FY19	BUDG FY18 BUDG FY19	BUDG FY19	BUDG FY20	
OTHER MATERIALS & SUPPLIES										
504205 Freight Out	-	-	0.0%	-	-	0.0%	-	-	-	
504211 Postage & Mailing	-	-	0.0%	-	-	0.0%	-	-	-	
504214 Promotional Items	-	-	0.0%	-	-	0.0%	-	-	-	
504215 Printing	750	1,050	40.0%	300	1,175	11.9%	125	-	-	
504217 Photo Supp/Process	-	-	0.0%	-	-	0.0%	-	-	-	
504311 Office Supplies	-	-	0.0%	-	-	0.0%	-	-	-	
504315 Safety Supplies	-	-	0.0%	-	-	0.0%	-	-	-	
504317 Cleaning Supplies	-	-	0.0%	-	-	0.0%	-	-	-	
504409 Repair/Maint Supplies	-	-	0.0%	-	-	0.0%	-	-	-	
504417 Tenant Repairs	-	-	0.0%	-	-	0.0%	-	-	-	
504421 Non-Inventory Parts	-	-	0.0%	-	-	0.0%	-	-	-	
504511 Small Tools	-	-	0.0%	-	-	0.0%	-	-	-	
504515 Employee Tool Replacement	-	-	0.0%	-	-	0.0%	-	-	-	
Totals	750	1,050	40.0%	300	1,175	11.9%	125			
UTILITIES										
505011 Gas & Electric	-	-	0.0%	-	-	0.0%	-	-	-	
505021 Water & Garbage	-	-	0.0%	-	-	0.0%	-	-	-	
505031 Telecommunications	-	-	0.0%	-	-	0.0%	-	-	-	
Totals	-	-	0.0%	-	-	0.0%	-			
CASUALTY & LIABILITY										
506011 Insurance - Property	61,737	60,808	-1.5%	(929)	62,632	3.0%	1,824	-	-	
506015 Insurance - PL/PD	320,777	471,594	47.0%	150,817	518,753	10.0%	47,159	-	-	
506021 Insurance - Other	50,000	30,080	-39.8%	(19,920)	30,983	3.0%	903	-	-	
506123 Settlement Costs	-	-	0.0%	-	-	0.0%	-	-	-	
506127 Repairs - District Prop	-	-	0.0%	-	-	0.0%	-	-	-	
Totals	432,514	562,482	30.0%	129,968	612,368	8.9%	49,886			

Attachment A

SANTA CRUZ METROPOLITAN TRANSIT DISTRICT FY19 & FY20 PRELIMINARY OPERATING BUDGET

Finance - 1200

ACCOUNT	Jun-17 BUDGET FY18	Mar-18 BUDGET FY19	% CHANGE BUDG FY18 BUDG FY19	\$ CHANGE BUDG FY18 BUDG FY19	Mar-18 BUDGET FY20	% CHANGE BUDG FY19 BUDG FY20	\$ CHANGE BUDG FY19 BUDG FY20
TAXES							
507051 Fuel Tax	-	-	0.0%	-	-	0.0%	-
507201 Licenses & Permits	-	-	0.0%	-	-	0.0%	-
507999 Other Taxes	-	-	0.0%	-	-	0.0%	-
Totals	-	-	0.0%	-	-	0.0%	-
PURCHASED TRANS.							
503406 Contract/Paratransit	-	-	0.0%	-	-	0.0%	-
Totals	-	-	0.0%	-	-	0.0%	-
MISC EXPENSE							
509011 Dues/Subscriptions	980	850	-13.3%	(130)	850	0.0%	-
509081 Advertising - District Promo	-	-	0.0%	-	-	0.0%	-
509101 Employee Incentive Program	-	-	0.0%	-	-	0.0%	-
509121 Employee Training	2,900	2,400	-17.2%	(500)	2,550	6.3%	150
509122 BOD Travel	-	-	0.0%	-	-	0.0%	-
509123 Travel	9,500	12,000	26.3%	2,500	12,000	0.0%	-
509125 Local Meeting Expense	-	-	0.0%	-	-	0.0%	-
509127 Board Director Fees	-	-	0.0%	-	-	0.0%	-
509150 Contributions	-	-	0.0%	-	-	0.0%	-
509198 Cash Over/Short	-	-	0.0%	-	-	0.0%	-
509999 Other Misc Expense	-	-	0.0%	-	-	0.0%	-
Totals	13,380	15,250	14.0%	1,870	15,400	1.0%	150
LEASES & RENTALS							
512011 Facility Lease	-	-	0.0%	-	-	0.0%	-
512061 Equipment Rental	-	-	0.0%	-	-	0.0%	-
Totals	-	-	0.0%	-	-	0.0%	-
PERSONNEL TOTAL	1,196,815	1,312,849	9.7%	116,034	1,353,759	3.1%	40,910
NON-PERSONNEL TOTAL	964,644	1,100,382	14.1%	135,738	1,135,323	3.2%	34,941
DEPARTMENT TOTALS	2,161,459	2,413,231	11.6%	251,772	2,489,082	3.1%	75,851

SANTA CRUZ METROPOLITAN TRANSIT DISTRICT
FY19 & FY20 PRELIMINARY OPERATING BUDGET
 Marketing, Communications, & Customer Service - 1300

ACCOUNT	Jun-17	Mar-18	% CHANGE		\$ CHANGE		% CHANGE		\$ CHANGE	
	BUDGET FY18	BUDGET FY19	BUDG FY18	BUDG FY19	BUDG FY18	BUDG FY19	BUDG FY18	BUDG FY19	BUDG FY18	BUDG FY19
LABOR										
501011 Bus Operator Pay	-	-	0.0%	0.0%	-	-	0.0%	0.0%	-	-
501013 Bus Operator OT	-	-	0.0%	0.0%	-	-	0.0%	0.0%	-	-
501021 Other Salaries	507,609	711,519	40.2%	40.2%	203,910	730,953	2.7%	2.7%	19,434	19,434
501023 Other OT	14,288	21,000	47.0%	47.0%	6,712	21,574	2.7%	2.7%	574	574
Totals	521,897	732,519	40.4%	40.4%	210,622	752,526	2.7%	2.7%	20,008	20,008
FRINGE BENEFITS										
502011 Medicare/Soc. Sec.	9,122	12,937	41.8%	41.8%	3,815	13,284	2.7%	2.7%	347	347
502021 Retirement	146,319	233,510	59.6%	59.6%	87,191	265,692	13.8%	13.8%	32,183	32,183
502031 Medical Ins	283,283	334,559	18.1%	18.1%	51,276	349,917	4.6%	4.6%	15,358	15,358
502041 Dental Ins	14,997	21,971	46.5%	46.5%	6,974	22,630	3.0%	3.0%	659	659
502045 Vision Ins	3,957	4,917	24.3%	24.3%	960	5,065	3.0%	3.0%	148	148
502051 Life Ins/AD&D	1,243	1,609	29.4%	29.4%	366	1,657	3.0%	3.0%	48	48
502060 State Disability Ins (SDI)	5,662	9,190	62.3%	62.3%	3,528	9,720	5.8%	5.8%	530	530
502061 Long Term Disability Ins	4,987	4,751	-4.7%	-4.7%	(236)	7,053	48.5%	48.5%	2,302	2,302
502071 State Unemployment Ins (SUI)	2,100	2,884	37.3%	37.3%	784	3,060	6.1%	6.1%	176	176
502081 Worker's Comp Ins	36,596	37,694	3.0%	3.0%	1,098	38,825	3.0%	3.0%	1,131	1,131
502101 Holiday Pay	18,580	26,422	42.2%	42.2%	7,842	27,142	2.7%	2.7%	719	719
502103 Floating Holiday	-	4,565	100.0%	100.0%	4,565	4,794	5.0%	5.0%	229	229
502109 Sick Leave	27,871	39,634	42.2%	42.2%	11,763	40,713	2.7%	2.7%	1,079	1,079
502111 Annual Leave	56,371	82,875	47.0%	47.0%	26,504	84,624	2.1%	2.1%	1,749	1,749
502121 Other Paid Absence	4,355	6,193	42.2%	42.2%	1,838	6,361	2.7%	2.7%	169	169
502251 Phys. Exams	-	-	0.0%	0.0%	-	-	0.0%	0.0%	-	-
502253 Driver Lic Renewal	-	-	0.0%	0.0%	-	-	0.0%	0.0%	-	-
502999 Other Fringe Benefits	334	3,595	977.3%	977.3%	3,261	3,608	0.4%	0.4%	13	13
Totals	615,776	827,306	34.4%	34.4%	211,530	884,146	6.9%	6.9%	56,840	56,840

Attachment A

SANTA CRUZ METROPOLITAN TRANSIT DISTRICT FY19 & FY20 PRELIMINARY OPERATING BUDGET Marketing, Communications, & Customer Service - 1300

ACCOUNT	Jun-17	Mar-18	% CHANGE	\$ CHANGE	Mar-18	% CHANGE	\$ CHANGE	BUDG FY19	BUDG FY20	% CHANGE	\$ CHANGE
	BUDGET FY18	BUDGET FY19	BUDG FY18 BUDG FY19	BUDG FY18 BUDG FY19	BUDGET FY20	BUDG FY19 BUDG FY20	BUDG FY19 BUDG FY20	BUDG FY19	BUDG FY20	BUDG FY19 BUDG FY20	BUDG FY19 BUDG FY20
SERVICES											
503011 Acting/Audit Fees	-	-	0.0%	-	-	0.0%	-	-	-	0.0%	-
503012 Admin/Bank Fees	-	-	0.0%	-	-	0.0%	-	-	-	0.0%	-
503031 Prof/Technical Fees	9,500	9,980	5.1%	480	9,980	0.0%	-	-	-	0.0%	-
503032 Legislative Services	-	-	0.0%	-	-	0.0%	-	-	-	0.0%	-
503033 Legal Services	-	-	0.0%	-	-	0.0%	-	-	-	0.0%	-
503034 Pre-Employment Exams	-	-	0.0%	-	-	0.0%	-	-	-	0.0%	-
503041 Temp Help	-	-	0.0%	-	-	0.0%	-	-	-	0.0%	-
503161 Custodial Services	-	-	0.0%	-	-	0.0%	-	-	-	0.0%	-
503162 Uniforms/Laundry	200	960	380.0%	760	960	0.0%	-	-	-	0.0%	-
503171 Security Services	-	-	0.0%	-	-	0.0%	-	-	-	0.0%	-
503221 Classified/Legal Ads	-	-	0.0%	-	-	0.0%	-	-	-	0.0%	-
503222 Legal Ads	-	-	0.0%	-	-	0.0%	-	-	-	0.0%	-
503225 Graphic Services	-	-	0.0%	-	-	0.0%	-	-	-	0.0%	-
503351 Repair - Bldg & Impr	-	-	0.0%	-	-	0.0%	-	-	-	0.0%	-
503352 Repair - Equipment	2,500	2,000	-20.0%	(500)	2,000	0.0%	-	-	-	0.0%	-
503353 Repair - Rev Vehicle	-	-	0.0%	-	-	0.0%	-	-	-	0.0%	-
503354 Repair - Non Rev Vehicle	-	-	0.0%	-	-	0.0%	-	-	-	0.0%	-
503363 Haz Mat Disposal	-	-	0.0%	-	-	0.0%	-	-	-	0.0%	-
Totals	12,200	12,940	6.1%	740	12,940	0.0%	-	12,940	12,940	0.0%	-
MOBILE MATERIALS & SUPPLIES											
504011 Fuels & Lubricants - Non Rev Veh	-	-	0.0%	-	-	0.0%	-	-	-	0.0%	-
504012 Fuels & Lubricants - Rev Veh	-	-	0.0%	-	-	0.0%	-	-	-	0.0%	-
504021 Tires & Tubes	-	-	0.0%	-	-	0.0%	-	-	-	0.0%	-
504161 Other Mobile Supplies	-	-	0.0%	-	-	0.0%	-	-	-	0.0%	-
504191 Rev Vehicle Parts	500	500	0.0%	-	500	0.0%	-	500	500	0.0%	-
Totals	500	500	0.0%	-	500	0.0%	-	500	500	0.0%	-

Attachment A

SANTA CRUZ METROPOLITAN TRANSIT DISTRICT FY19 & FY20 PRELIMINARY OPERATING BUDGET Marketing, Communications, & Customer Service - 1300

ACCOUNT	Jun-17	Mar-18	% CHANGE	\$ CHANGE	Mar-18	% CHANGE	\$ CHANGE
	BUDGET FY18	BUDGET FY19	BUDG FY18 BUDG FY19	BUDG FY18 BUDG FY19	BUDGET FY20	BUDG FY19 BUDG FY20	BUDG FY19 BUDG FY20
OTHER MATERIALS & SUPPLIES							
504205 Freight Out	-	-	0.0%	-	-	0.0%	-
504211 Postage & Mailing	4,700	3,000	-36.2%	(1,700)	3,000	0.0%	-
504214 Promotional Items	-	21,350	100.0%	21,350	21,350	0.0%	-
504215 Printing	-	800	100.0%	800	800	0.0%	-
504217 Photo Supp/Process	1,500	3,400	126.7%	1,900	3,400	0.0%	-
504311 Office Supplies	7,500	6,500	-13.3%	(1,000)	6,500	0.0%	-
504315 Safety Supplies	-	-	0.0%	-	-	0.0%	-
504317 Cleaning Supplies	-	-	0.0%	-	-	0.0%	-
504409 Repair/Maint Supplies	-	-	0.0%	-	-	0.0%	-
504417 Tenant Repairs	-	-	0.0%	-	-	0.0%	-
504421 Non-Inventory Parts	-	-	0.0%	-	-	0.0%	-
504511 Small Tools	-	-	0.0%	-	-	0.0%	-
504515 Employee Tool Replacement	-	-	0.0%	-	-	0.0%	-
Totals	13,700	35,050	155.8%	21,350	35,050	0.0%	-
UTILITIES							
505011 Gas & Electric	-	-	0.0%	-	-	0.0%	-
505021 Water & Garbage	-	-	0.0%	-	-	0.0%	-
505031 Telecommunications	-	-	0.0%	-	-	0.0%	-
Totals	-	-	0.0%	-	-	0.0%	-
CASUALTY & LIABILITY							
506011 Insurance - Property	-	-	0.0%	-	-	0.0%	-
506015 Insurance - PL/PD	-	-	0.0%	-	-	0.0%	-
506021 Insurance - Other	-	-	0.0%	-	-	0.0%	-
506123 Settlement Costs	-	-	0.0%	-	-	0.0%	-
506127 Repairs - District Prop	-	-	0.0%	-	-	0.0%	-
Totals	-	-	0.0%	-	-	0.0%	-

Attachment A

SANTA CRUZ METROPOLITAN TRANSIT DISTRICT FY19 & FY20 PRELIMINARY OPERATING BUDGET

Marketing, Communications, & Customer Service - 1300

ACCOUNT	Jun-17	Mar-18	% CHANGE	\$ CHANGE	Mar-18	% CHANGE	\$ CHANGE
	BUDGET FY18	BUDGET FY19	BUDG FY18 BUDG FY19	BUDG FY18 BUDG FY19	BUDGET FY20	BUDG FY19 BUDG FY20	BUDG FY19 BUDG FY20
TAXES							
507051 Fuel Tax	-	-	0.0%	-	-	0.0%	-
507201 Licenses & Permits	4,752	5,600	17.8%	848	5,600	0.0%	-
507999 Other Taxes	-	-	0.0%	-	-	0.0%	-
Totals	4,752	5,600	17.8%	848	5,600	0.0%	-
PURCHASED TRANS.							
503406 Contract/Paratransit	-	-	0.0%	-	-	0.0%	-
Totals	-	-	0.0%	-	-	0.0%	-
MISC EXPENSE							
509011 Dues/Subscriptions	-	200	100.0%	200	200	0.0%	-
509081 Advertising - District Promo	-	5,000	100.0%	5,000	5,000	0.0%	-
509101 Employee Incentive Program	-	-	0.0%	-	-	0.0%	-
509121 Employee Training	3,500	5,500	57.1%	2,000	5,500	0.0%	-
509122 BOD Travel	-	-	0.0%	-	-	0.0%	-
509123 Travel	5,000	3,000	-40.0%	(2,000)	3,000	0.0%	-
509125 Local Meeting Expense	-	-	0.0%	-	-	0.0%	-
509127 Board Director Fees	-	-	0.0%	-	-	0.0%	-
509150 Contributions	-	-	0.0%	-	-	0.0%	-
509198 Cash Over/Short	-	-	0.0%	-	-	0.0%	-
509999 Other Misc Expense	-	-	0.0%	-	-	0.0%	-
Totals	8,500	13,700	61.2%	5,200	13,700	0.0%	-
LEASES & RENTALS							
512011 Facility Lease	-	-	0.0%	-	-	0.0%	-
512061 Equipment Rental	4,900	4,300	-12.2%	(600)	4,300	0.0%	-
Totals	4,900	4,300	-12.2%	(600)	4,300	0.0%	-
PERSONNEL TOTAL	1,137,673	1,559,825	37.1%	422,152	1,636,672	4.9%	76,848
NON-PERSONNEL TOTAL	44,552	72,090	61.8%	27,538	72,090	0.0%	-
DEPARTMENT TOTALS	1,182,225	1,631,915	38.0%	449,690	1,708,762	4.7%	76,848

**SANTA CRUZ METROPOLITAN TRANSIT DISTRICT
FY19 & FY20 PRELIMINARY OPERATING BUDGET**

Human Resources - 1400

ACCOUNT	Jun-17	Mar-18	% CHANGE	\$ CHANGE	Mar-18	% CHANGE	\$ CHANGE
	BUDGET FY18	BUDGET FY19	BUDG FY18 BUDG FY19	BUDG FY18 BUDG FY19	BUDGET FY20	BUDG FY19 BUDG FY20	BUDG FY19 BUDG FY20
LABOR							
501011 Bus Operator Pay	-	-	0.0%	-	-	0.0%	-
501013 Bus Operator OT	-	-	0.0%	-	-	0.0%	-
501021 Other Salaries	398,074	421,275	5.8%	23,201	436,843	3.7%	15,568
501023 Other OT	4,500	7,200	60.0%	2,700	7,466	3.7%	266
Totals	402,574	428,475	6.4%	25,901	444,309	3.7%	15,834
FRINGE BENEFITS							
502011 Medicare/Soc. Sec.	7,200	7,564	5.1%	364	7,842	3.7%	277
502021 Retirement	117,107	137,893	17.7%	20,786	158,400	14.9%	20,507
502031 Medical Ins	118,200	81,111	-31.4%	(37,089)	84,761	4.5%	3,651
502041 Dental Ins	6,766	5,189	-23.3%	(1,577)	5,345	3.0%	156
502045 Vision Ins	1,979	1,844	-6.8%	(135)	1,899	3.0%	55
502051 Life Ins/AD&D	621	804	29.4%	183	828	3.0%	24
502060 State Disability Ins (SDI)	4,379	5,213	19.0%	834	5,539	6.3%	326
502061 Long Term Disability Ins	3,723	3,511	-5.7%	(212)	3,652	4.0%	141
502071 State Unemployment Ins (SUI)	1,050	1,082	3.0%	32	1,147	6.1%	66
502081 Worker's Comp Ins	14,076	14,498	3.0%	422	14,933	3.0%	435
502101 Holiday Pay	15,079	15,769	4.6%	690	16,349	3.7%	580
502103 Floating Holiday	8,882	9,402	5.9%	520	9,871	5.0%	469
502109 Sick Leave	22,619	23,653	4.6%	1,035	24,524	3.7%	871
502111 Annual Leave	43,857	40,672	-7.3%	(3,185)	41,913	3.1%	1,242
502121 Other Paid Absence	3,534	3,696	4.6%	162	3,832	3.7%	136
502251 Phys. Exams	-	-	0.0%	-	-	0.0%	-
502253 Driver Lic Renewal	-	-	0.0%	-	-	0.0%	-
502999 Other Fringe Benefits	4,067	4,067	0.0%	-	4,072	0.1%	5
Totals	373,138	355,967	-4.6%	(17,171)	384,909	8.1%	28,941

Attachment A

SANTA CRUZ METROPOLITAN TRANSIT DISTRICT FY19 & FY20 PRELIMINARY OPERATING BUDGET

Human Resources - 1400

ACCOUNT	Jun-17	Mar-18	% CHANGE	\$ CHANGE	Mar-18	% CHANGE	\$ CHANGE	BUDG FY19	BUDG FY20	% CHANGE	\$ CHANGE	
	BUDGET FY18	BUDGET FY19	BUDG FY18 BUDG FY19	BUDG FY18 BUDG FY19	BUDGET FY20	BUDG FY18 BUDG FY19	BUDG FY18 BUDG FY19	BUDG FY19	BUDG FY20	BUDG FY19 BUDG FY20	BUDG FY19 BUDG FY20	
SERVICES												
503011	-	-	0.0%	-	-	-	-	-	-	0.0%	-	
503012	-	-	0.0%	-	-	-	-	-	-	0.0%	-	
503031	55,900	131,988	136.1%	76,088	131,988	-	-	-	-	0.0%	-	
503032	-	-	0.0%	-	-	-	-	-	-	0.0%	-	
503033	-	-	0.0%	-	-	-	-	-	-	0.0%	-	
503034	5,500	5,525	0.5%	25	5,525	-	-	-	-	0.0%	-	
503041	-	-	0.0%	-	-	-	-	-	-	0.0%	-	
503161	-	-	0.0%	-	-	-	-	-	-	0.0%	-	
503162	-	-	0.0%	-	-	-	-	-	-	0.0%	-	
503171	-	-	0.0%	-	-	-	-	-	-	0.0%	-	
503221	7,000	9,500	35.7%	2,500	9,500	-	-	-	-	0.0%	-	
503222	-	-	0.0%	-	-	-	-	-	-	0.0%	-	
503225	-	-	0.0%	-	-	-	-	-	-	0.0%	-	
503351	-	-	0.0%	-	-	-	-	-	-	0.0%	-	
503352	-	-	0.0%	-	-	-	-	-	-	0.0%	-	
503353	-	-	0.0%	-	-	-	-	-	-	0.0%	-	
503354	-	-	0.0%	-	-	-	-	-	-	0.0%	-	
503363	-	-	0.0%	-	-	-	-	-	-	0.0%	-	
Totals	68,400	147,013	114.9%	78,613	147,013					0.0%		
MOBILE MATERIALS & SUPPLIES												
504011	-	-	0.0%	-	-	-	-	-	-	0.0%	-	
504012	-	-	0.0%	-	-	-	-	-	-	0.0%	-	
504021	-	-	0.0%	-	-	-	-	-	-	0.0%	-	
504161	-	-	0.0%	-	-	-	-	-	-	0.0%	-	
504191	-	-	0.0%	-	-	-	-	-	-	0.0%	-	
Totals	-	-	0.0%	-	-					0.0%		

Attachment A

SANTA CRUZ METROPOLITAN TRANSIT DISTRICT FY19 & FY20 PRELIMINARY OPERATING BUDGET

Human Resources - 1400

ACCOUNT	Jun-17	Mar-18	% CHANGE	\$ CHANGE	Mar-18	% CHANGE	\$ CHANGE	BUDG FY19	BUDG FY20	
	BUDGET FY18	BUDGET FY19	BUDG FY18 BUDG FY19	BUDG FY18 BUDG FY19	BUDGET FY20	BUDG FY19 BUDG FY20	BUDG FY18 BUDG FY19	BUDG FY19	BUDG FY20	
OTHER MATERIALS & SUPPLIES										
504205 Freight Out	-	-	0.0%	-	-	0.0%	-	-	-	
504211 Postage & Mailing	-	-	0.0%	-	-	0.0%	-	-	-	
504214 Promotional Items	-	-	0.0%	-	-	0.0%	-	-	-	
504215 Printing	-	2,000	100.0%	2,000	2,000	0.0%	-	-	-	
504217 Photo Supp/Process	-	-	0.0%	-	-	0.0%	-	-	-	
504311 Office Supplies	-	-	0.0%	-	-	0.0%	-	-	-	
504315 Safety Supplies	-	-	0.0%	-	-	0.0%	-	-	-	
504317 Cleaning Supplies	-	-	0.0%	-	-	0.0%	-	-	-	
504409 Repair/Maint Supplies	-	-	0.0%	-	-	0.0%	-	-	-	
504417 Tenant Repairs	-	-	0.0%	-	-	0.0%	-	-	-	
504421 Non-Inventory Parts	-	-	0.0%	-	-	0.0%	-	-	-	
504511 Small Tools	-	-	0.0%	-	-	0.0%	-	-	-	
504515 Employee Tool Replacement	-	-	0.0%	-	-	0.0%	-	-	-	
Totals	-	2,000	100.0%	2,000	2,000	0.0%	-	-	-	
UTILITIES										
505011 Gas & Electric	-	-	0.0%	-	-	0.0%	-	-	-	
505021 Water & Garbage	-	-	0.0%	-	-	0.0%	-	-	-	
505031 Telecommunications	-	-	0.0%	-	-	0.0%	-	-	-	
Totals	-	-	0.0%	-	-	0.0%	-	-	-	
CASUALTY & LIABILITY										
506011 Insurance - Property	-	-	0.0%	-	-	0.0%	-	-	-	
506015 Insurance - PL/PD	-	-	0.0%	-	-	0.0%	-	-	-	
506021 Insurance - Other	-	-	0.0%	-	-	0.0%	-	-	-	
506123 Settlement Costs	-	-	0.0%	-	-	0.0%	-	-	-	
506127 Repairs - District Prop	-	-	0.0%	-	-	0.0%	-	-	-	
Totals	-	-	0.0%	-	-	0.0%	-	-	-	

SANTA CRUZ METROPOLITAN TRANSIT DISTRICT
FY19 & FY20 PRELIMINARY OPERATING BUDGET
 Human Resources - 1400

ACCOUNT	Jun-17	Mar-18	% CHANGE	\$ CHANGE	Mar-18	% CHANGE	\$ CHANGE
	BUDGET FY18	BUDGET FY19	BUDG FY18 BUDG FY19	BUDG FY18 BUDG FY19	BUDGET FY20	BUDG FY19 BUDG FY20	BUDG FY19 BUDG FY20
TAXES							
507051 Fuel Tax	-	-	0.0%	-	-	0.0%	-
507201 Licenses & Permits	-	-	0.0%	-	-	0.0%	-
507999 Other Taxes	-	-	0.0%	-	-	0.0%	-
Totals	-	-	0.0%	-	-	0.0%	-
PURCHASED TRANS.							
503406 Contract/Paratransit	-	-	0.0%	-	-	0.0%	-
Totals	-	-	0.0%	-	-	0.0%	-
MISC EXPENSE							
509011 Dues/Subscriptions	2,350	2,350	0.0%	-	2,350	0.0%	-
509081 Advertising - District Promo	-	-	0.0%	-	-	0.0%	-
509101 Employee Incentive Program	-	-	0.0%	-	-	0.0%	-
509121 Employee Training	24,000	25,000	4.2%	1,000	25,000	0.0%	-
509122 BOD Travel	-	-	0.0%	-	-	0.0%	-
509123 Travel	2,500	2,500	0.0%	-	2,500	0.0%	-
509125 Local Meeting Expense	300	500	66.7%	200	500	0.0%	-
509127 Board Director Fees	-	-	0.0%	-	-	0.0%	-
509150 Contributions	-	-	0.0%	-	-	0.0%	-
509198 Cash Over/Short	-	-	0.0%	-	-	0.0%	-
509999 Other Misc Expense	-	-	0.0%	-	-	0.0%	-
Totals	29,150	30,350	4.1%	1,200	30,350	0.0%	-
LEASES & RENTALS							
512011 Facility Lease	-	-	0.0%	-	-	0.0%	-
512061 Equipment Rental	-	-	0.0%	-	-	0.0%	-
Totals	-	-	0.0%	-	-	0.0%	-
PERSONNEL TOTAL	775,712	784,442	1.1%	8,730	829,218	5.7%	44,775
NON-PERSONNEL TOTAL	97,550	179,363	83.9%	81,813	179,363	0.0%	-
DEPARTMENT TOTALS	873,261	963,804	10.4%	90,543	1,008,580	4.6%	44,774

SANTA CRUZ METROPOLITAN TRANSIT DISTRICT
FY19 & FY20 PRELIMINARY OPERATING BUDGET
 Information Technology - 1500

ACCOUNT	Jun-17	Mar-18	% CHANGE	\$ CHANGE	Mar-18	% CHANGE	\$ CHANGE
	BUDGET FY18	BUDGET FY19	BUDG FY18 BUDG FY19	BUDG FY18 BUDG FY19	BUDGET FY20	BUDG FY19 BUDG FY20	BUDG FY19 BUDG FY20
LABOR							
501011 Bus Operator Pay	-	-	0.0%	-	-	0.0%	-
501013 Bus Operator OT	-	-	0.0%	-	-	0.0%	-
501021 Other Salaries	410,649	403,491	-1.7%	(7,159)	406,620	0.8%	3,129
501023 Other OT	1,627	1,600	-1.6%	(27)	1,612	0.8%	12
Totals	412,276	405,091	-1.7%	(7,185)	408,233	0.8%	3,142
FRINGE BENEFITS							
502011 Medicare/Soc. Sec.	7,429	7,322	-1.4%	(107)	7,376	0.7%	55
502021 Retirement	121,547	134,910	11.0%	13,363	150,610	11.6%	15,700
502031 Medical Ins	121,429	104,656	-13.8%	(16,773)	110,325	5.4%	5,669
502041 Dental Ins	6,637	5,518	-16.9%	(1,119)	5,683	3.0%	166
502045 Vision Ins	1,649	1,537	-6.8%	(112)	1,583	3.0%	46
502051 Life Ins/AD&D	828	804	-2.9%	(24)	828	3.0%	24
502060 State Disability Ins (SDI)	4,258	4,952	16.3%	694	5,216	5.3%	264
502061 Long Term Disability Ins	3,739	3,560	-4.8%	(179)	3,667	3.0%	107
502071 State Unemployment Ins (SUI)	875	901	3.0%	26	956	6.1%	55
502081 Worker's Comp Ins	14,076	14,498	3.0%	422	14,933	3.0%	435
502101 Holiday Pay	15,714	15,487	-1.4%	(227)	15,603	0.7%	116
502103 Floating Holiday	14,896	15,089	1.3%	194	15,089	0.0%	-
502109 Sick Leave	23,571	23,231	-1.4%	(340)	23,405	0.7%	174
502111 Annual Leave	42,190	42,411	0.5%	221	42,729	0.8%	319
502121 Other Paid Absence	3,683	3,630	-1.4%	(53)	3,657	0.7%	27
502251 Phys. Exams	-	-	0.0%	-	-	0.0%	-
502253 Driver Lic Renewal	-	-	0.0%	-	-	0.0%	-
502999 Other Fringe Benefits	5,989	5,989	0.0%	-	5,993	0.1%	4
Totals	388,509	384,496	-1.0%	(4,014)	407,655	6.0%	23,160

SANTA CRUZ METROPOLITAN TRANSIT DISTRICT
FY19 & FY20 PRELIMINARY OPERATING BUDGET
 Information Technology - 1500

ACCOUNT	Jun-17	Mar-18	% CHANGE	\$ CHANGE	Mar-18	% CHANGE	\$ CHANGE	BUDG FY19	BUDG FY20	% CHANGE	\$ CHANGE
	BUDGET FY18	BUDGET FY19	BUDG FY18 BUDG FY19	BUDG FY18 BUDG FY19	BUDGET FY20	BUDG FY19 BUDG FY20	BUDG FY18 BUDG FY19	BUDG FY19	BUDG FY20	BUDG FY19 BUDG FY20	BUDG FY19 BUDG FY20
SERVICES											
503011 Accting/Audit Fees	-	-	0.0%	-	-	0.0%	-	-	-	0.0%	-
503012 Admin/Bank Fees	-	-	0.0%	-	-	0.0%	-	-	-	0.0%	-
503031 Prof/Technical Fees	16,400	6,400	-61.0%	(10,000)	6,400	0.0%	-	-	-	0.0%	-
503032 Legislative Services	-	-	0.0%	-	-	0.0%	-	-	-	0.0%	-
503033 Legal Services	-	-	0.0%	-	-	0.0%	-	-	-	0.0%	-
503034 Pre-Employment Exams	-	-	0.0%	-	-	0.0%	-	-	-	0.0%	-
503041 Temp Help	-	-	0.0%	-	-	0.0%	-	-	-	0.0%	-
503161 Custodial Services	-	-	0.0%	-	-	0.0%	-	-	-	0.0%	-
503162 Uniforms/Laundry	-	-	0.0%	-	-	0.0%	-	-	-	0.0%	-
503171 Security Services	-	-	0.0%	-	-	0.0%	-	-	-	0.0%	-
503221 Classified/Legal Ads	-	-	0.0%	-	-	0.0%	-	-	-	0.0%	-
503222 Legal Ads	-	-	0.0%	-	-	0.0%	-	-	-	0.0%	-
503225 Graphic Services	-	-	0.0%	-	-	0.0%	-	-	-	0.0%	-
503351 Repair - Bldg & Impr	-	-	0.0%	-	-	0.0%	-	-	-	0.0%	-
503352 Repair - Equipment	295,800	310,800	5.1%	15,000	316,000	1.7%	5,200	-	-	0.0%	-
503353 Repair - Rev Vehicle	-	-	0.0%	-	-	0.0%	-	-	-	0.0%	-
503354 Repair - Non Rev Vehicle	-	-	0.0%	-	-	0.0%	-	-	-	0.0%	-
503363 Haz Mat Disposal	-	-	0.0%	-	-	0.0%	-	-	-	0.0%	-
Totals	312,200	317,200	1.6%	5,000	322,400	1.6%	5,200			1.6%	5,200
MOBILE MATERIALS & SUPPLIES											
504011 Fuels & Lubricants - Non Rev Veh	-	-	0.0%	-	-	0.0%	-	-	-	0.0%	-
504012 Fuels & Lubricants - Rev Veh	-	-	0.0%	-	-	0.0%	-	-	-	0.0%	-
504021 Tires & Tubes	-	-	0.0%	-	-	0.0%	-	-	-	0.0%	-
504161 Other Mobile Supplies	-	-	0.0%	-	-	0.0%	-	-	-	0.0%	-
504191 Rev Vehicle Parts	-	-	0.0%	-	-	0.0%	-	-	-	0.0%	-
Totals	-	-	0.0%	-	-	0.0%	-			0.0%	-

Attachment A

SANTA CRUZ METROPOLITAN TRANSIT DISTRICT FY19 & FY20 PRELIMINARY OPERATING BUDGET Information Technology - 1500

ACCOUNT	Jun-17		Mar-18		% CHANGE		\$ CHANGE		Mar-18		% CHANGE		\$ CHANGE	
	BUDGET	BUDGET	BUDGET	BUDGET	BUDG FY18	BUDG FY19	BUDG FY18	BUDG FY19	BUDGET	BUDGET	BUDG FY19	BUDG FY20	BUDG FY19	BUDG FY20
OTHER MATERIALS & SUPPLIES														
504205 Freight Out	-	-	-	-	0.0%	-	-	-	-	-	-	-	0.0%	-
504211 Postage & Mailing	-	-	-	-	0.0%	-	-	-	-	-	-	-	0.0%	-
504214 Promotional Items	-	-	-	-	0.0%	-	-	-	-	-	-	-	0.0%	-
504215 Printing	-	-	-	-	0.0%	-	-	-	-	-	-	-	0.0%	-
504217 Photo Supp/Process	-	-	-	-	0.0%	-	-	-	-	-	-	-	0.0%	-
504311 Office Supplies	30,800	30,800	30,800	30,800	0.0%	-	-	-	30,800	30,800	30,800	30,800	0.0%	-
504315 Safety Supplies	-	-	-	-	0.0%	-	-	-	-	-	-	-	0.0%	-
504317 Cleaning Supplies	-	-	-	-	0.0%	-	-	-	-	-	-	-	0.0%	-
504409 Repair/Maint Supplies	-	-	-	-	0.0%	-	-	-	-	-	-	-	0.0%	-
504417 Tenant Repairs	-	-	-	-	0.0%	-	-	-	-	-	-	-	0.0%	-
504421 Non-Inventory Parts	-	-	-	-	0.0%	-	-	-	-	-	-	-	0.0%	-
504511 Small Tools	-	-	-	-	0.0%	-	-	-	-	-	-	-	0.0%	-
504515 Employee Tool Replacement	-	-	-	-	0.0%	-	-	-	-	-	-	-	0.0%	-
Totals	30,800	30,800	30,800	30,800	0.0%	-	-	-	30,800	30,800	30,800	30,800	0.0%	-
UTILITIES														
505011 Gas & Electric	-	-	-	-	0.0%	-	-	-	-	-	-	-	0.0%	-
505021 Water & Garbage	-	-	-	-	0.0%	-	-	-	-	-	-	-	0.0%	-
505031 Telecommunications	-	-	-	-	0.0%	-	-	-	-	-	-	-	0.0%	-
Totals	-	-	-	-	0.0%	-	-	-	-	-	-	-	0.0%	-
CASUALTY & LIABILITY														
506011 Insurance - Property	-	-	-	-	0.0%	-	-	-	-	-	-	-	0.0%	-
506015 Insurance - PL/PD	-	-	-	-	0.0%	-	-	-	-	-	-	-	0.0%	-
506021 Insurance - Other	-	-	-	-	0.0%	-	-	-	-	-	-	-	0.0%	-
506123 Settlement Costs	-	-	-	-	0.0%	-	-	-	-	-	-	-	0.0%	-
506127 Repairs - District Prop	-	-	-	-	0.0%	-	-	-	-	-	-	-	0.0%	-
Totals	-	-	-	-	0.0%	-	-	-	-	-	-	-	0.0%	-

Attachment A

SANTA CRUZ METROPOLITAN TRANSIT DISTRICT FY19 & FY20 PRELIMINARY OPERATING BUDGET Information Technology - 1500

ACCOUNT	Jun-17	Mar-18	% CHANGE		\$ CHANGE		% CHANGE		\$ CHANGE	
	BUDGET FY18	BUDGET FY19	BUDG FY18	BUDG FY19	BUDG FY18	BUDG FY19	BUDG FY18	BUDG FY19	BUDG FY18	BUDG FY19
TAXES										
507051 Fuel Tax	-	-	0.0%	-	-	-	0.0%	-	-	-
507201 Licenses & Permits	-	-	0.0%	-	-	-	0.0%	-	-	-
507999 Other Taxes	-	-	0.0%	-	-	-	0.0%	-	-	-
Totals	-	-	0.0%	-	-	-	0.0%	-	-	-
PURCHASED TRANS.										
503406 Contract/Paratransit	-	-	0.0%	-	-	-	0.0%	-	-	-
Totals	-	-	0.0%	-	-	-	0.0%	-	-	-
MISC EXPENSE										
509011 Dues/Subscriptions	-	-	0.0%	-	-	-	0.0%	-	-	-
509081 Advertising - District Promo	-	-	0.0%	-	-	-	0.0%	-	-	-
509101 Employee Incentive Program	-	-	0.0%	-	-	-	0.0%	-	-	-
509121 Employee Training	1,100	1,100	0.0%	-	-	1,100	0.0%	-	-	-
509122 BOD Travel	-	-	0.0%	-	-	-	0.0%	-	-	-
509123 Travel	2,000	2,000	0.0%	-	-	2,000	0.0%	-	-	-
509125 Local Meeting Expense	-	-	0.0%	-	-	-	0.0%	-	-	-
509127 Board Director Fees	-	-	0.0%	-	-	-	0.0%	-	-	-
509150 Contributions	-	-	0.0%	-	-	-	0.0%	-	-	-
509198 Cash Over/Short	-	-	0.0%	-	-	-	0.0%	-	-	-
509999 Other Misc Expense	-	-	0.0%	-	-	-	0.0%	-	-	-
Totals	3,100	3,100	0.0%	-	-	3,100	0.0%	-	-	-
LEASES & RENTALS										
512011 Facility Lease	-	-	0.0%	-	-	-	0.0%	-	-	-
512061 Equipment Rental	-	-	0.0%	-	-	-	0.0%	-	-	-
Totals	-	-	0.0%	-	-	-	0.0%	-	-	-
PERSONNEL TOTAL										
	800,785	789,586	-1.4%	(11,199)	815,888		3.3%	26,302		
NON-PERSONNEL TOTAL										
	346,100	351,100	1.4%	5,000	356,300		1.5%	5,200		
DEPARTMENT TOTALS										
	1,146,885	1,140,686	-0.5%	(6,199)	1,172,188		2.8%	31,502		

**SANTA CRUZ METROPOLITAN TRANSIT DISTRICT
FY19 & FY20 PRELIMINARY OPERATING BUDGET**
Planning, Grants, Governmental Affairs - 1600

ACCOUNT	Jun-17	Mar-18	% CHANGE		\$ CHANGE		% CHANGE		\$ CHANGE	
	BUDGET FY18	BUDGET FY19	BUDG FY18	BUDG FY19	BUDG FY18	BUDG FY19	BUDG FY18	BUDG FY19	BUDG FY18	BUDG FY19
LABOR										
501011 Bus Operator Pay	-	-	0.0%	-	-	-	0.0%	-	-	-
501013 Bus Operator OT	-	-	0.0%	-	-	-	0.0%	-	-	-
501021 Other Salaries	373,890	390,785	4.5%	16,895	393,672	2,887	0.7%	2,887	393,672	2,887
501023 Other OT	10,134	10,375	2.4%	241	10,452	77	0.7%	77	10,452	77
Totals	384,024	401,160	4.5%	17,136	404,124	2,964	0.7%	2,964	404,124	2,964
FRINGE BENEFITS										
502011 Medicare/Soc. Sec.	6,846	7,064	3.2%	219	7,116	51	0.7%	51	7,116	51
502021 Retirement	109,950	127,804	16.2%	17,854	142,649	14,845	11.6%	14,845	142,649	14,845
502031 Medical Ins	130,053	104,970	-19.3%	(25,083)	109,727	4,757	4.5%	4,757	109,727	4,757
502041 Dental Ins	7,435	6,303	-15.2%	(1,132)	6,492	189	3.0%	189	6,492	189
502045 Vision Ins	1,649	1,537	-6.8%	(112)	1,583	46	3.0%	46	1,583	46
502051 Life Ins/AD&D	621	603	-2.9%	(18)	621	18	3.0%	18	621	18
502060 State Disability Ins (SDI)	3,972	4,778	20.3%	806	4,996	219	4.6%	219	4,996	219
502061 Long Term Disability Ins	2,979	2,808	-5.7%	(171)	2,892	84	3.0%	84	2,892	84
502071 State Unemployment Ins (SUI)	875	901	3.0%	26	956	55	6.1%	55	956	55
502081 Worker's Comp Ins	14,076	14,498	3.0%	422	14,933	435	3.0%	435	14,933	435
502101 Holiday Pay	13,863	14,320	3.3%	457	14,427	107	0.7%	107	14,427	107
502103 Floating Holiday	5,868	5,868	0.0%	-	5,868	-	0.0%	-	5,868	-
502109 Sick Leave	20,795	21,480	3.3%	685	21,640	160	0.7%	160	21,640	160
502111 Annual Leave	44,311	41,017	-7.4%	(3,293)	41,311	294	0.7%	294	41,311	294
502121 Other Paid Absence	3,249	3,356	3.3%	107	3,381	25	0.7%	25	3,381	25
502251 Phys. Exams	-	-	0.0%	-	-	-	0.0%	-	-	-
502253 Driver Lic Renewal	-	-	0.0%	-	-	-	0.0%	-	-	-
502999 Other Fringe Benefits	2,089	2,089	0.0%	-	2,093	4	0.2%	4	2,093	4
Totals	368,629	359,396	-2.5%	(9,234)	380,686	21,290	5.9%	21,290	380,686	21,290

Attachment A

SANTA CRUZ METROPOLITAN TRANSIT DISTRICT FY19 & FY20 PRELIMINARY OPERATING BUDGET

Planning, Grants, Governmental Affairs - 1600

ACCOUNT	Jun-17	Mar-18	% CHANGE		\$ CHANGE		% CHANGE		\$ CHANGE	
	BUDGET FY18	BUDGET FY19	BUDG FY18	BUDG FY19	BUDG FY18	BUDG FY19	BUDG FY18	BUDG FY19	BUDG FY18	BUDG FY19
SERVICES										
503011 Accting/Audit Fees	-	-	0.0%	-	-	-	0.0%	-	-	-
503012 Admin/Bank Fees	-	-	0.0%	-	-	-	0.0%	-	-	-
503031 Prof/Technical Fees	379,079	380,000	0.2%	921	180,000	921	-52.6%	(200,000)		
503032 Legislative Services	-	-	0.0%	-	-	-	0.0%	-	-	-
503033 Legal Services	-	-	0.0%	-	-	-	0.0%	-	-	-
503034 Pre-Employment Exams	-	-	0.0%	-	-	-	0.0%	-	-	-
503041 Temp Help	-	-	0.0%	-	-	-	0.0%	-	-	-
503161 Custodial Services	-	-	0.0%	-	-	-	0.0%	-	-	-
503162 Uniforms/Laundry	-	-	0.0%	-	-	-	0.0%	-	-	-
503171 Security Services	-	-	0.0%	-	-	-	0.0%	-	-	-
503221 Classified/Legal Ads	-	-	0.0%	-	-	-	0.0%	-	-	-
503222 Legal Ads	-	-	0.0%	-	-	-	0.0%	-	-	-
503225 Graphic Services	-	-	0.0%	-	-	-	0.0%	-	-	-
503351 Repair - Bldg & Impr	-	-	0.0%	-	-	-	0.0%	-	-	-
503352 Repair - Equipment	-	-	0.0%	-	-	-	0.0%	-	-	-
503353 Repair - Rev Vehicle	-	-	0.0%	-	-	-	0.0%	-	-	-
503354 Repair - Non Rev Vehicle	-	-	0.0%	-	-	-	0.0%	-	-	-
503363 Haz Mat Disposal	-	-	0.0%	-	-	-	0.0%	-	-	-
Totals	379,079	380,000	0.2%	921	180,000	921	-52.6%	(200,000)		
MOBILE MATERIALS & SUPPLIES										
504011 Fuels & Lubricants - Non Rev Veh	-	-	0.0%	-	-	-	0.0%	-	-	-
504012 Fuels & Lubricants - Rev Veh	-	-	0.0%	-	-	-	0.0%	-	-	-
504021 Tires & Tubes	-	-	0.0%	-	-	-	0.0%	-	-	-
504161 Other Mobile Supplies	-	-	0.0%	-	-	-	0.0%	-	-	-
504191 Rev Vehicle Parts	-	-	0.0%	-	-	-	0.0%	-	-	-
Totals	-	-	0.0%	-	-	-	0.0%	-	-	-

Attachment A

SANTA CRUZ METROPOLITAN TRANSIT DISTRICT FY19 & FY20 PRELIMINARY OPERATING BUDGET Planning, Grants, Governmental Affairs - 1600

ACCOUNT	Jun-17	Mar-18	% CHANGE		\$ CHANGE		% CHANGE		\$ CHANGE	
	BUDGET FY18	BUDGET FY19	BUDG FY18	BUDG FY19	BUDG FY18	BUDG FY19	BUDG FY18	BUDG FY19	BUDG FY18	BUDG FY19
OTHER MATERIALS & SUPPLIES										
504205 Freight Out	-	-	0.0%	-	-	-	0.0%	-	-	-
504211 Postage & Mailing	-	-	0.0%	-	-	-	0.0%	-	-	-
504214 Promotional Items	-	-	0.0%	-	-	-	0.0%	-	-	-
504215 Printing	35,000	35,000	0.0%	-	-	35,000	0.0%	-	-	-
504217 Photo Supp/Process	-	-	0.0%	-	-	-	0.0%	-	-	-
504311 Office Supplies	-	-	0.0%	-	-	-	0.0%	-	-	-
504315 Safety Supplies	-	-	0.0%	-	-	-	0.0%	-	-	-
504317 Cleaning Supplies	-	-	0.0%	-	-	-	0.0%	-	-	-
504409 Repair/Maint Supplies	-	-	0.0%	-	-	-	0.0%	-	-	-
504417 Tenant Repairs	-	-	0.0%	-	-	-	0.0%	-	-	-
504421 Non-Inventory Parts	-	-	0.0%	-	-	-	0.0%	-	-	-
504511 Small Tools	-	-	0.0%	-	-	-	0.0%	-	-	-
504515 Employee Tool Replacement	-	-	0.0%	-	-	-	0.0%	-	-	-
Totals	35,000	35,000	0.0%	-	-	35,000	0.0%	-	35,000	0.0%
UTILITIES										
505011 Gas & Electric	-	-	0.0%	-	-	-	0.0%	-	-	-
505021 Water & Garbage	-	-	0.0%	-	-	-	0.0%	-	-	-
505031 Telecommunications	-	-	0.0%	-	-	-	0.0%	-	-	-
Totals	-	-	0.0%	-	-	-	0.0%	-	-	0.0%
CASUALTY & LIABILITY										
506011 Insurance - Property	-	-	0.0%	-	-	-	0.0%	-	-	-
506015 Insurance - PL/PD	-	-	0.0%	-	-	-	0.0%	-	-	-
506021 Insurance - Other	-	-	0.0%	-	-	-	0.0%	-	-	-
506123 Settlement Costs	-	-	0.0%	-	-	-	0.0%	-	-	-
506127 Repairs - District Prop	-	-	0.0%	-	-	-	0.0%	-	-	-
Totals	-	-	0.0%	-	-	-	0.0%	-	-	0.0%

Attachment A

SANTA CRUZ METROPOLITAN TRANSIT DISTRICT FY19 & FY20 PRELIMINARY OPERATING BUDGET

Planning, Grants, Governmental Affairs - 1600

ACCOUNT	Jun-17	Mar-18	% CHANGE	\$ CHANGE	Mar-18	% CHANGE	\$ CHANGE
	BUDGET FY18	BUDGET FY19	BUDG FY18 BUDG FY19	BUDG FY18 BUDG FY19	BUDGET FY20	BUDG FY19 BUDG FY20	BUDG FY19 BUDG FY20
TAXES							
507051 Fuel Tax	-	-	0.0%	-	-	0.0%	-
507201 Licenses & Permits	-	-	0.0%	-	-	0.0%	-
507999 Other Taxes	-	-	0.0%	-	-	0.0%	-
Totals	-	-	0.0%	-	-	0.0%	-
PURCHASED TRANS.							
503406 Contract/Paratransit	-	-	0.0%	-	-	0.0%	-
Totals	-	-	0.0%	-	-	0.0%	-
MISC EXPENSE							
509011 Dues/Subscriptions	-	-	0.0%	-	-	0.0%	-
509081 Advertising - District Promo	-	-	0.0%	-	-	0.0%	-
509101 Employee Incentive Program	-	-	0.0%	-	-	0.0%	-
509121 Employee Training	4,000	4,500	12.5%	500	4,500	0.0%	-
509122 BOD Travel	-	-	0.0%	-	-	0.0%	-
509123 Travel	5,200	6,500	25.0%	1,300	6,500	0.0%	-
509125 Local Meeting Expense	-	-	0.0%	-	-	0.0%	-
509127 Board Director Fees	-	-	0.0%	-	-	0.0%	-
509150 Contributions	-	-	0.0%	-	-	0.0%	-
509198 Cash Over/Short	-	-	0.0%	-	-	0.0%	-
509999 Other Misc Expense	-	-	0.0%	-	-	0.0%	-
Totals	9,200	11,000	19.6%	1,800	11,000	0.0%	-
LEASES & RENTALS							
512011 Facility Lease	-	-	0.0%	-	-	0.0%	-
512061 Equipment Rental	-	-	0.0%	-	-	0.0%	-
Totals	-	-	0.0%	-	-	0.0%	-
PERSONNEL TOTAL	752,653	760,556	1.0%	7,902	784,810	3.2%	24,255
NON-PERSONNEL TOTAL	423,279	426,000	0.6%	2,721	226,000	-46.9%	(200,000)
DEPARTMENT TOTALS	<u>1,175,932</u>	<u>1,186,556</u>	<u>0.9%</u>	<u>10,623</u>	<u>1,010,810</u>	<u>-14.8%</u>	<u>(175,745)</u>

**SANTA CRUZ METROPOLITAN TRANSIT DISTRICT
FY19 & FY20 PRELIMINARY OPERATING BUDGET**

District General Counsel - 1700

ACCOUNT	Jun-17	Mar-18	% CHANGE	\$ CHANGE	Mar-18	% CHANGE	\$ CHANGE
	BUDGET FY18	BUDGET FY19	BUDG FY18 BUDG FY19	BUDG FY18 BUDG FY19	BUDGET FY20	BUDG FY19 BUDG FY20	BUDG FY19 BUDG FY20
LABOR							
501011 Bus Operator Pay	-	-	0.0%	-	-	0.0%	-
501013 Bus Operator OT	-	-	0.0%	-	-	0.0%	-
501021 Other Salaries	46,112	-	-100.0%	(46,112)	-	0.0%	-
501023 Other OT	111	-	-100.0%	(111)	-	0.0%	-
Totals	46,224	-	-100.0%	(46,224)	-	0.0%	-
FRINGE BENEFITS							
502011 Medicare/Soc. Sec.	806	-	-100.0%	(806)	-	0.0%	-
502021 Retirement	13,203	-	-100.0%	(13,203)	-	0.0%	-
502031 Medical Ins	31,136	-	-100.0%	(31,136)	-	0.0%	-
502041 Dental Ins	1,904	-	-100.0%	(1,904)	-	0.0%	-
502045 Vision Ins	330	-	-100.0%	(330)	-	0.0%	-
502051 Life Ins/AD&D	104	-	-100.0%	(104)	-	0.0%	-
502060 State Disability Ins (SDI)	500	-	-100.0%	(500)	-	0.0%	-
502061 Long Term Disability Ins	459	-	-100.0%	(459)	-	0.0%	-
502071 State Unemployment Ins (SUI)	175	-	-100.0%	(175)	-	0.0%	-
502081 Worker's Comp Ins	8,445	8,699	3.0%	254	8,960	3.0%	261
502101 Holiday Pay	1,707	-	-100.0%	(1,707)	-	0.0%	-
502103 Floating Holiday	-	-	0.0%	-	-	0.0%	-
502109 Sick Leave	2,560	-	-100.0%	(2,560)	-	0.0%	-
502111 Annual Leave	4,694	-	-100.0%	(4,694)	-	0.0%	-
502121 Other Paid Absence	400	-	-100.0%	(400)	-	0.0%	-
502251 Phys. Exams	-	-	0.0%	-	-	0.0%	-
502253 Driver Lic Renewal	-	-	0.0%	-	-	0.0%	-
502999 Other Fringe Benefits	28	-	-100.0%	(28)	-	0.0%	-
Totals	66,450	8,699	-86.9%	(57,751)	8,960	3.0%	261

Attachment A

SANTA CRUZ METROPOLITAN TRANSIT DISTRICT FY19 & FY20 PRELIMINARY OPERATING BUDGET

District General Counsel - 1700

ACCOUNT	Jun-17	Mar-18	% CHANGE	\$ CHANGE	Mar-18	% CHANGE	\$ CHANGE	BUDG FY19	BUDG FY20
	BUDGET FY18	BUDGET FY19	BUDG FY18 BUDG FY19	BUDG FY18 BUDG FY19	BUDGET FY20	BUDG FY18 BUDG FY19	BUDG FY18 BUDG FY19	BUDG FY19	BUDG FY20
SERVICES									
503011 Accting/Audit Fees	-	-	0.0%	-	-	0.0%	-	-	-
503012 Admin/Bank Fees	-	-	0.0%	-	-	0.0%	-	-	-
503031 Prof/Technical Fees	-	-	0.0%	-	-	0.0%	-	-	-
503032 Legislative Services	-	-	0.0%	-	-	0.0%	-	-	-
503033 Legal Services	350,000	400,000	14.3%	50,000	400,000	0.0%	50,000	-	-
503034 Pre-Employment Exams	-	-	0.0%	-	-	0.0%	-	-	-
503041 Temp Help	-	-	0.0%	-	-	0.0%	-	-	-
503161 Custodial Services	-	-	0.0%	-	-	0.0%	-	-	-
503162 Uniforms/Laundry	-	-	0.0%	-	-	0.0%	-	-	-
503171 Security Services	-	-	0.0%	-	-	0.0%	-	-	-
503221 Classified/Legal Ads	-	-	0.0%	-	-	0.0%	-	-	-
503222 Legal Ads	-	-	0.0%	-	-	0.0%	-	-	-
503225 Graphic Services	-	-	0.0%	-	-	0.0%	-	-	-
503351 Repair - Bldg & Impr	-	-	0.0%	-	-	0.0%	-	-	-
503352 Repair - Equipment	-	-	0.0%	-	-	0.0%	-	-	-
503353 Repair - Rev Vehicle	-	-	0.0%	-	-	0.0%	-	-	-
503354 Repair - Non Rev Vehicle	-	-	0.0%	-	-	0.0%	-	-	-
503363 Haz Mat Disposal	-	-	0.0%	-	-	0.0%	-	-	-
Totals	350,000	400,000	14.3%	50,000	400,000	0.0%	50,000	400,000	-
MOBILE MATERIALS & SUPPLIES									
504011 Fuels & Lubricants - Non Rev Veh	-	-	0.0%	-	-	0.0%	-	-	-
504012 Fuels & Lubricants - Rev Veh	-	-	0.0%	-	-	0.0%	-	-	-
504021 Tires & Tubes	-	-	0.0%	-	-	0.0%	-	-	-
504161 Other Mobile Supplies	-	-	0.0%	-	-	0.0%	-	-	-
504191 Rev Vehicle Parts	-	-	0.0%	-	-	0.0%	-	-	-
Totals	-	-	0.0%	-	-	0.0%	-	-	-

Attachment A

SANTA CRUZ METROPOLITAN TRANSIT DISTRICT FY19 & FY20 PRELIMINARY OPERATING BUDGET

District General Counsel - 1700

ACCOUNT	Jun-17	Mar-18	% CHANGE		\$ CHANGE		% CHANGE		\$ CHANGE	
	BUDGET FY18	BUDGET FY19	BUDG FY18	BUDG FY19	BUDG FY18	BUDG FY19	BUDG FY18	BUDG FY19	BUDG FY18	BUDG FY19
OTHER MATERIALS & SUPPLIES										
504205 Freight Out	-	-	0.0%	0.0%	-	-	0.0%	0.0%	-	-
504211 Postage & Mailing	-	-	0.0%	0.0%	-	-	0.0%	0.0%	-	-
504214 Promotional Items	-	-	0.0%	0.0%	-	-	0.0%	0.0%	-	-
504215 Printing	-	-	0.0%	0.0%	-	-	0.0%	0.0%	-	-
504217 Photo Supp/Process	-	-	0.0%	0.0%	-	-	0.0%	0.0%	-	-
504311 Office Supplies	-	-	0.0%	0.0%	-	-	0.0%	0.0%	-	-
504315 Safety Supplies	-	-	0.0%	0.0%	-	-	0.0%	0.0%	-	-
504317 Cleaning Supplies	-	-	0.0%	0.0%	-	-	0.0%	0.0%	-	-
504409 Repair/Maint Supplies	-	-	0.0%	0.0%	-	-	0.0%	0.0%	-	-
504417 Tenant Repairs	-	-	0.0%	0.0%	-	-	0.0%	0.0%	-	-
504421 Non-Inventory Parts	-	-	0.0%	0.0%	-	-	0.0%	0.0%	-	-
504511 Small Tools	-	-	0.0%	0.0%	-	-	0.0%	0.0%	-	-
504515 Employee Tool Replacement	-	-	0.0%	0.0%	-	-	0.0%	0.0%	-	-
Totals	-	-	0.0%	0.0%	-	-	0.0%	0.0%	-	-
UTILITIES										
505011 Gas & Electric	-	-	0.0%	0.0%	-	-	0.0%	0.0%	-	-
505021 Water & Garbage	-	-	0.0%	0.0%	-	-	0.0%	0.0%	-	-
505031 Telecommunications	-	-	0.0%	0.0%	-	-	0.0%	0.0%	-	-
Totals	-	-	0.0%	0.0%	-	-	0.0%	0.0%	-	-
CASUALTY & LIABILITY										
506011 Insurance - Property	-	-	0.0%	0.0%	-	-	0.0%	0.0%	-	-
506015 Insurance - PL/PD	-	-	0.0%	0.0%	-	-	0.0%	0.0%	-	-
506021 Insurance - Other	-	-	0.0%	0.0%	-	-	0.0%	0.0%	-	-
506123 Settlement Costs	-	-	0.0%	0.0%	-	-	0.0%	0.0%	-	-
506127 Repairs - District Prop	-	-	0.0%	0.0%	-	-	0.0%	0.0%	-	-
Totals	-	-	0.0%	0.0%	-	-	0.0%	0.0%	-	-

SANTA CRUZ METROPOLITAN TRANSIT DISTRICT
FY19 & FY20 PRELIMINARY OPERATING BUDGET
 District General Counsel - 1700

ACCOUNT	Jun-17	Mar-18	% CHANGE	\$ CHANGE	Mar-18	% CHANGE	\$ CHANGE	BUDG FY19	BUDG FY20	% CHANGE	\$ CHANGE
	BUDGET FY18	BUDGET FY19	BUDG FY18 BUDG FY19	BUDG FY18 BUDG FY19	BUDGET FY20	BUDG FY19 BUDG FY20	BUDG FY18 BUDG FY19	BUDG FY19	BUDG FY20	BUDG FY19 BUDG FY20	BUDG FY19 BUDG FY20
TAXES											
507051 Fuel Tax	-	-	0.0%	-	-	0.0%	-	-	-	0.0%	-
507201 Licenses & Permits	-	-	0.0%	-	-	0.0%	-	-	-	0.0%	-
507999 Other Taxes	-	-	0.0%	-	-	0.0%	-	-	-	0.0%	-
Totals	-	-	0.0%	-	-	0.0%	-	-	-	0.0%	-
PURCHASED TRANS.											
503406 Contract/Paratransit	-	-	0.0%	-	-	0.0%	-	-	-	0.0%	-
Totals	-	-	0.0%	-	-	0.0%	-	-	-	0.0%	-
MISC EXPENSE											
509011 Dues/Subscriptions	500	500	0.0%	-	500	0.0%	-	-	-	0.0%	-
509081 Advertising - District Promo	-	-	0.0%	-	-	0.0%	-	-	-	0.0%	-
509101 Employee Incentive Program	-	-	0.0%	-	-	0.0%	-	-	-	0.0%	-
509121 Employee Training	1,500	1,500	0.0%	-	1,500	0.0%	-	-	-	0.0%	-
509122 BOD Travel	-	-	0.0%	-	-	0.0%	-	-	-	0.0%	-
509123 Travel	1,500	1,500	0.0%	-	1,500	0.0%	-	-	-	0.0%	-
509125 Local Meeting Expense	-	-	0.0%	-	-	0.0%	-	-	-	0.0%	-
509127 Board Director Fees	-	-	0.0%	-	-	0.0%	-	-	-	0.0%	-
509150 Contributions	-	-	0.0%	-	-	0.0%	-	-	-	0.0%	-
509198 Cash Over/Short	-	-	0.0%	-	-	0.0%	-	-	-	0.0%	-
509999 Other Misc Expense	-	-	0.0%	-	-	0.0%	-	-	-	0.0%	-
Totals	3,500	3,500	0.0%	-	3,500	0.0%	-	-	-	0.0%	-
LEASES & RENTALS											
512011 Facility Lease	-	-	0.0%	-	-	0.0%	-	-	-	0.0%	-
512061 Equipment Rental	-	-	0.0%	-	-	0.0%	-	-	-	0.0%	-
Totals	-	-	0.0%	-	-	0.0%	-	-	-	0.0%	-
PERSONNEL TOTAL	112,674	8,699	-92.3%	(103,975)	8,960	3.0%	261				
NON-PERSONNEL TOTAL	353,500	403,500	14.1%	50,000	403,500	0.0%	-				
DEPARTMENT TOTALS	466,174	412,199	-11.6%	(53,975)	412,460	0.1%	261				

**SANTA CRUZ METROPOLITAN TRANSIT DISTRICT
FY19 & FY20 PRELIMINARY OPERATING BUDGET**

Risk Management - 1800

ACCOUNT	Jun-17	Mar-18	% CHANGE	\$ CHANGE	Mar-18	% CHANGE	\$ CHANGE
	BUDGET FY18	BUDGET FY19	BUDG FY18 BUDG FY19	BUDG FY18 BUDG FY19	BUDGET FY20	BUDG FY19 BUDG FY20	BUDG FY19 BUDG FY20
LABOR							
501011 Bus Operator Pay	-	-	0.0%	-	-	0.0%	-
501013 Bus Operator OT	-	-	0.0%	-	-	0.0%	-
501021 Other Salaries	128,361	134,756	5.0%	6,396	141,454	5.0%	6,698
501023 Other OT	-	200	100.0%	200	210	5.0%	10
Totals	128,361	134,956	5.1%	6,596	141,664	5.0%	6,708
FRINGE BENEFITS							
502011 Medicare/Soc. Sec.	2,312	2,430	5.1%	118	2,551	5.0%	121
502021 Retirement	37,945	44,862	18.2%	6,917	52,182	16.3%	7,320
502031 Medical Ins	31,975	27,737	-13.3%	(4,238)	29,852	7.6%	2,115
502041 Dental Ins	3,807	3,645	-4.3%	(162)	3,754	3.0%	109
502045 Vision Ins	660	615	-6.8%	(45)	633	3.0%	18
502051 Life Ins/AD&D	207	302	45.6%	94	311	3.0%	9
502060 State Disability Ins (SDI)	1,435	1,726	20.3%	291	1,866	8.1%	140
502061 Long Term Disability Ins	1,186	1,151	-3.0%	(35)	1,220	6.0%	70
502071 State Unemployment Ins (SUI)	350	361	3.0%	11	382	6.1%	22
502081 Worker's Comp Ins	5,627	5,796	3.0%	169	5,970	3.0%	174
502101 Holiday Pay	4,906	5,150	5.0%	244	5,406	5.0%	256
502103 Floating Holiday	3,526	3,703	5.0%	177	3,888	5.0%	185
502109 Sick Leave	7,358	7,725	5.0%	367	8,109	5.0%	384
502111 Annual Leave	14,132	14,836	5.0%	704	15,574	5.0%	738
502121 Other Paid Absence	1,150	1,207	5.0%	57	1,267	5.0%	60
502251 Phys. Exams	-	-	0.0%	-	-	0.0%	-
502253 Driver Lic Renewal	-	-	0.0%	-	-	0.0%	-
502999 Other Fringe Benefits	3,206	3,206	0.0%	-	3,207	0.1%	2
Totals	119,781	124,451	3.9%	4,670	136,173	9.4%	11,722

Attachment A

SANTA CRUZ METROPOLITAN TRANSIT DISTRICT FY19 & FY20 PRELIMINARY OPERATING BUDGET

Risk Management - 1800

ACCOUNT	Jun-17	Mar-18	% CHANGE	\$ CHANGE	Mar-18	% CHANGE	\$ CHANGE	BUDG FY19	BUDG FY20
	BUDGET FY18	BUDGET FY19	BUDG FY18 BUDG FY19	BUDG FY18 BUDG FY19	BUDGET FY20	BUDG FY18 BUDG FY19	BUDG FY18 BUDG FY19	BUDG FY19	BUDG FY20
SERVICES									
503011	-	-	0.0%	-	-	0.0%	-	-	-
503012	-	-	0.0%	-	-	0.0%	-	-	-
503031	500	500	0.0%	-	500	0.0%	-	-	-
503032	-	-	0.0%	-	-	0.0%	-	-	-
503033	-	-	0.0%	-	-	0.0%	-	-	-
503034	-	-	0.0%	-	-	0.0%	-	-	-
503041	-	-	0.0%	-	-	0.0%	-	-	-
503161	-	-	0.0%	-	-	0.0%	-	-	-
503162	-	-	0.0%	-	-	0.0%	-	-	-
503171	-	-	0.0%	-	-	0.0%	-	-	-
503221	-	-	0.0%	-	-	0.0%	-	-	-
503222	-	-	0.0%	-	-	0.0%	-	-	-
503225	-	-	0.0%	-	-	0.0%	-	-	-
503351	-	-	0.0%	-	-	0.0%	-	-	-
503352	-	-	0.0%	-	-	0.0%	-	-	-
503353	-	-	0.0%	-	-	0.0%	-	-	-
503354	-	-	0.0%	-	-	0.0%	-	-	-
503363	-	-	0.0%	-	-	0.0%	-	-	-
Totals	500	500	0.0%	-	500	0.0%	-	500	0.0%
MOBILE MATERIALS & SUPPLIES									
504011	-	-	0.0%	-	-	0.0%	-	-	-
504012	-	-	0.0%	-	-	0.0%	-	-	-
504021	-	-	0.0%	-	-	0.0%	-	-	-
504161	-	-	0.0%	-	-	0.0%	-	-	-
504191	-	-	0.0%	-	-	0.0%	-	-	-
Totals	-	-	0.0%	-	-	0.0%	-	-	0.0%

Attachment A

SANTA CRUZ METROPOLITAN TRANSIT DISTRICT FY19 & FY20 PRELIMINARY OPERATING BUDGET Risk Management - 1800

ACCOUNT	Jun-17	Mar-18	% CHANGE		\$ CHANGE		% CHANGE		\$ CHANGE	
	BUDGET FY18	BUDGET FY19	BUDG FY18	BUDG FY19	BUDG FY18	BUDG FY19	BUDG FY18	BUDG FY19	BUDG FY18	BUDG FY19
OTHER MATERIALS & SUPPLIES										
504205 Freight Out	-	-	0.0%	-	-	-	0.0%	-	-	-
504211 Postage & Mailing	-	-	0.0%	-	-	-	0.0%	-	-	-
504214 Promotional Items	-	-	0.0%	-	-	-	0.0%	-	-	-
504215 Printing	500	500	0.0%	500	-	500	0.0%	-	-	-
504217 Photo Supp/Process	-	-	0.0%	-	-	-	0.0%	-	-	-
504311 Office Supplies	-	-	0.0%	-	-	-	0.0%	-	-	-
504315 Safety Supplies	1,200	1,000	-16.7%	(200)	(200)	1,000	0.0%	-	-	-
504317 Cleaning Supplies	-	-	0.0%	-	-	-	0.0%	-	-	-
504409 Repair/Maint Supplies	-	-	0.0%	-	-	-	0.0%	-	-	-
504417 Tenant Repairs	-	-	0.0%	-	-	-	0.0%	-	-	-
504421 Non-Inventory Parts	-	-	0.0%	-	-	-	0.0%	-	-	-
504511 Small Tools	-	-	0.0%	-	-	-	0.0%	-	-	-
504515 Employee Tool Replacement	-	-	0.0%	-	-	-	0.0%	-	-	-
Totals	1,700	1,500	-11.8%	(200)	(200)	1,500	0.0%	-	-	-
UTILITIES										
505011 Gas & Electric	-	-	0.0%	-	-	-	0.0%	-	-	-
505021 Water & Garbage	-	-	0.0%	-	-	-	0.0%	-	-	-
505031 Telecommunications	-	-	0.0%	-	-	-	0.0%	-	-	-
Totals	-	-	0.0%	-	-	-	0.0%	-	-	-
CASUALTY & LIABILITY										
506011 Insurance - Property	-	-	0.0%	-	-	-	0.0%	-	-	-
506015 Insurance - PL/PD	-	-	0.0%	-	-	-	0.0%	-	-	-
506021 Insurance - Other	-	-	0.0%	-	-	-	0.0%	-	-	-
506123 Settlement Costs	150,000	150,000	0.0%	150,000	-	150,000	0.0%	-	-	-
506127 Repairs - District Prop	-	-	0.0%	-	-	-	0.0%	-	-	-
Totals	150,000	150,000	0.0%	-	-	150,000	0.0%	-	-	-

Attachment A

SANTA CRUZ METROPOLITAN TRANSIT DISTRICT FY19 & FY20 PRELIMINARY OPERATING BUDGET Risk Management - 1800

ACCOUNT	Jun-17	Mar-18	% CHANGE		\$ CHANGE		% CHANGE		\$ CHANGE	
	BUDGET FY18	BUDGET FY19	BUDG FY18	BUDG FY19	BUDG FY18	BUDG FY19	BUDG FY18	BUDG FY19	BUDG FY18	BUDG FY19
TAXES										
507051 Fuel Tax	-	-	0.0%	-	-	-	0.0%	-	-	-
507201 Licenses & Permits	-	-	0.0%	-	-	-	0.0%	-	-	-
507999 Other Taxes	-	-	0.0%	-	-	-	0.0%	-	-	-
Totals	-	-	0.0%	-	-	-	0.0%	-	-	-
PURCHASED TRANS.										
503406 Contract/Paratransit	-	-	0.0%	-	-	-	0.0%	-	-	-
Totals	-	-	0.0%	-	-	-	0.0%	-	-	-
MISC EXPENSE										
509011 Dues/Subscriptions	500	500	0.0%	-	-	500	0.0%	-	-	-
509081 Advertising - District Promo	-	-	0.0%	-	-	-	0.0%	-	-	-
509101 Employee Incentive Program	-	-	0.0%	-	-	-	0.0%	-	-	-
509121 Employee Training	3,000	5,000	66.7%	2,000	-	5,000	0.0%	-	-	-
509122 BOD Travel	-	-	0.0%	-	-	-	0.0%	-	-	-
509123 Travel	2,000	5,000	150.0%	3,000	-	5,000	0.0%	-	-	-
509125 Local Meeting Expense	-	-	0.0%	-	-	-	0.0%	-	-	-
509127 Board Director Fees	-	-	0.0%	-	-	-	0.0%	-	-	-
509150 Contributions	-	-	0.0%	-	-	-	0.0%	-	-	-
509198 Cash Over/Short	-	-	0.0%	-	-	-	0.0%	-	-	-
509999 Other Misc Expense	-	-	0.0%	-	-	-	0.0%	-	-	-
Totals	5,500	10,500	90.9%	5,000	-	10,500	0.0%	-	-	-
LEASES & RENTALS										
512011 Facility Lease	-	-	0.0%	-	-	-	0.0%	-	-	-
512061 Equipment Rental	-	-	0.0%	-	-	-	0.0%	-	-	-
Totals	-	-	0.0%	-	-	-	0.0%	-	-	-
PERSONNEL TOTAL										
	248,142	259,407	4.5%	11,265	-	277,837	7.1%	-	-	18,430
NON-PERSONNEL TOTAL										
	157,700	162,500	3.0%	4,800	-	162,500	0.0%	-	-	-
DEPARTMENT TOTALS										
	405,842	421,907	4.0%	16,065	-	440,337	4.4%	-	-	18,430

**SANTA CRUZ METROPOLITAN TRANSIT DISTRICT
 FY19 & FY20 PRELIMINARY OPERATING BUDGET**
 Purchasing - 1900

ACCOUNT	Jun-17	Mar-18	% CHANGE	\$ CHANGE	Mar-18	% CHANGE	\$ CHANGE
	BUDGET FY18	BUDGET FY19	BUDG FY18 BUDG FY19	BUDG FY18 BUDG FY19	BUDGET FY20	BUDG FY19 BUDG FY20	BUDG FY19 BUDG FY20
LABOR							
501011 Bus Operator Pay	-	-	0.0%	-	-	0.0%	-
501013 Bus Operator OT	-	-	0.0%	-	-	0.0%	-
501021 Other Salaries	447,977	459,486	2.6%	11,510	464,137	1.0%	4,651
501023 Other OT	1,100	1,128	2.5%	28	1,139	1.0%	11
Totals	449,077	460,614	2.6%	11,538	465,277	1.0%	4,662
FRINGE BENEFITS							
502011 Medicare/Soc. Sec.	8,100	8,326	2.8%	227	8,408	1.0%	81
502021 Retirement	132,686	153,609	15.8%	20,923	171,873	11.9%	18,265
502031 Medical Ins	168,106	143,123	-14.9%	(24,982)	149,499	4.5%	6,376
502041 Dental Ins	8,978	8,960	-0.2%	(18)	9,229	3.0%	269
502045 Vision Ins	2,638	2,459	-6.8%	(180)	2,532	3.0%	74
502051 Life Ins/AD&D	932	905	-2.9%	(27)	932	3.0%	27
502060 State Disability Ins (SDI)	4,899	5,781	18.0%	882	6,051	4.7%	271
502061 Long Term Disability Ins	4,227	4,004	-5.3%	(223)	4,141	3.4%	137
502071 State Unemployment Ins (SUI)	1,400	1,442	3.0%	42	1,530	6.1%	88
502081 Worker's Comp Ins	22,521	23,197	3.0%	676	23,892	3.0%	695
502101 Holiday Pay	17,154	17,634	2.8%	480	17,806	1.0%	172
502103 Floating Holiday	5,284	5,548	5.0%	264	5,548	0.0%	-
502109 Sick Leave	25,731	26,451	2.8%	720	26,709	1.0%	258
502111 Annual Leave	57,336	59,850	4.4%	2,514	60,324	0.8%	473
502121 Other Paid Absence	4,020	4,133	2.8%	113	4,173	1.0%	40
502251 Phys. Exams	-	-	0.0%	-	-	0.0%	-
502253 Driver Lic Renewal	-	-	0.0%	-	-	0.0%	-
502999 Other Fringe Benefits	2,172	2,172	0.0%	-	2,179	0.3%	7
Totals	466,184	467,595	0.3%	1,410	494,827	5.8%	27,232

Attachment A

SANTA CRUZ METROPOLITAN TRANSIT DISTRICT FY19 & FY20 PRELIMINARY OPERATING BUDGET Purchasing - 1900

ACCOUNT	Jun-17	Mar-18	% CHANGE	\$ CHANGE	Mar-18	% CHANGE	\$ CHANGE	BUDG FY19	BUDG FY20
	BUDGET FY18	BUDGET FY19	BUDG FY18 BUDG FY19	BUDG FY18 BUDG FY19	BUDGET FY20	BUDG FY19 BUDG FY20	BUDG FY18 BUDG FY19	BUDG FY19	BUDG FY20
SERVICES									
503011 Accting/Audit Fees	-	-	0.0%	-	-	0.0%	-	-	-
503012 Admin/Bank Fees	-	-	0.0%	-	-	0.0%	-	-	-
503031 Prof/Technical Fees	-	-	0.0%	-	-	0.0%	-	-	-
503032 Legislative Services	-	-	0.0%	-	-	0.0%	-	-	-
503033 Legal Services	-	-	0.0%	-	-	0.0%	-	-	-
503034 Pre-Employment Exams	-	-	0.0%	-	-	0.0%	-	-	-
503041 Temp Help	-	-	0.0%	-	-	0.0%	-	-	-
503161 Custodial Services	-	-	0.0%	-	-	0.0%	-	-	-
503162 Uniforms/Laundry	850	850	0.0%	-	850	0.0%	-	850	-
503171 Security Services	-	-	0.0%	-	-	0.0%	-	-	-
503221 Classified/Legal Ads	1,200	1,200	0.0%	-	1,200	0.0%	-	1,200	-
503222 Legal Ads	-	-	0.0%	-	-	0.0%	-	-	-
503225 Graphic Services	-	-	0.0%	-	-	0.0%	-	-	-
503351 Repair - Bldg & Impr	-	-	0.0%	-	-	0.0%	-	-	-
503352 Repair - Equipment	-	-	0.0%	-	-	0.0%	-	-	-
503353 Repair - Rev Vehicle	-	-	0.0%	-	-	0.0%	-	-	-
503354 Repair - Non Rev Vehicle	-	-	0.0%	-	-	0.0%	-	-	-
503363 Haz Mat Disposal	-	-	0.0%	-	-	0.0%	-	-	-
Totals	2,050	2,050	0.0%	-	2,050	0.0%	-	2,050	-
MOBILE MATERIALS & SUPPLIES									
504011 Fuels & Lubricants - Non Rev Veh	-	-	0.0%	-	-	0.0%	-	-	-
504012 Fuels & Lubricants - Rev Veh	-	-	0.0%	-	-	0.0%	-	-	-
504021 Tires & Tubes	-	-	0.0%	-	-	0.0%	-	-	-
504161 Other Mobile Supplies	-	-	0.0%	-	-	0.0%	-	-	-
504191 Rev Vehicle Parts	-	-	0.0%	-	-	0.0%	-	-	-
Totals	-	-	0.0%	-	-	0.0%	-	-	-

Attachment A

SANTA CRUZ METROPOLITAN TRANSIT DISTRICT FY19 & FY20 PRELIMINARY OPERATING BUDGET Purchasing - 1900

ACCOUNT	Jun-17	Mar-18	% CHANGE	\$ CHANGE	Mar-18	% CHANGE	\$ CHANGE	BUDG FY19	BUDG FY20	% CHANGE	\$ CHANGE	
	BUDGET FY18	BUDGET FY19	BUDG FY18 BUDG FY19	BUDG FY18 BUDG FY19	BUDGET FY20	BUDG FY19 BUDG FY20	BUDG FY18 BUDG FY19	BUDG FY19	BUDG FY20	BUDG FY19 BUDG FY20	BUDG FY19 BUDG FY20	
OTHER MATERIALS & SUPPLIES												
504205 Freight Out	-	-	0.0%	-	-	0.0%	-	-	-	0.0%	-	
504211 Postage & Mailing	100	100	0.0%	-	100	0.0%	-	-	-	0.0%	-	
504214 Promotional Items	-	-	0.0%	-	-	0.0%	-	-	-	0.0%	-	
504215 Printing	300	200	-33.3%	(100)	200	0.0%	-	-	-	0.0%	-	
504217 Photo Supp/Process	-	-	0.0%	-	-	0.0%	-	-	-	0.0%	-	
504311 Office Supplies	1,500	1,500	0.0%	-	1,500	0.0%	-	-	-	0.0%	-	
504315 Safety Supplies	-	-	0.0%	-	-	0.0%	-	-	-	0.0%	-	
504317 Cleaning Supplies	-	-	0.0%	-	-	0.0%	-	-	-	0.0%	-	
504409 Repair/Maint Supplies	-	-	0.0%	-	-	0.0%	-	-	-	0.0%	-	
504417 Tenant Repairs	-	-	0.0%	-	-	0.0%	-	-	-	0.0%	-	
504421 Non-Inventory Parts	-	-	0.0%	-	-	0.0%	-	-	-	0.0%	-	
504511 Small Tools	-	-	0.0%	-	-	0.0%	-	-	-	0.0%	-	
504515 Employee Tool Replacement	-	-	0.0%	-	-	0.0%	-	-	-	0.0%	-	
Totals	1,900	1,800	-5.3%	(100)	1,800	0.0%	-	-	-	0.0%	-	
UTILITIES												
505011 Gas & Electric	-	-	0.0%	-	-	0.0%	-	-	-	0.0%	-	
505021 Water & Garbage	-	-	0.0%	-	-	0.0%	-	-	-	0.0%	-	
505031 Telecommunications	-	-	0.0%	-	-	0.0%	-	-	-	0.0%	-	
Totals	-	-	0.0%	-	-	0.0%	-	-	-	0.0%	-	
CASUALTY & LIABILITY												
506011 Insurance - Property	-	-	0.0%	-	-	0.0%	-	-	-	0.0%	-	
506015 Insurance - PL/PD	-	-	0.0%	-	-	0.0%	-	-	-	0.0%	-	
506021 Insurance - Other	-	-	0.0%	-	-	0.0%	-	-	-	0.0%	-	
506123 Settlement Costs	-	-	0.0%	-	-	0.0%	-	-	-	0.0%	-	
506127 Repairs - District Prop	-	-	0.0%	-	-	0.0%	-	-	-	0.0%	-	
Totals	-	-	0.0%	-	-	0.0%	-	-	-	0.0%	-	

**SANTA CRUZ METROPOLITAN TRANSIT DISTRICT
FY19 & FY20 PRELIMINARY OPERATING BUDGET**
Purchasing - 1900

ACCOUNT	Jun-17	Mar-18	% CHANGE	\$ CHANGE	Mar-18	% CHANGE	\$ CHANGE
	BUDGET FY18	BUDGET FY19	BUDG FY18 BUDG FY19	BUDG FY18 BUDG FY19	BUDGET FY20	BUDG FY19 BUDG FY20	BUDG FY19 BUDG FY20
TAXES							
507051 Fuel Tax	-	-	0.0%	-	-	0.0%	-
507201 Licenses & Permits	-	-	0.0%	-	-	0.0%	-
507999 Other Taxes	-	-	0.0%	-	-	0.0%	-
Totals	-	-	0.0%	-	-	0.0%	-
PURCHASED TRANS.							
503406 Contract/Paratransit	-	-	0.0%	-	-	0.0%	-
Totals	-	-	0.0%	-	-	0.0%	-
MISC EXPENSE							
509011 Dues/Subscriptions	450	300	-33.3%	(150)	300	0.0%	-
509081 Advertising - District Promo	-	-	0.0%	-	-	0.0%	-
509101 Employee Incentive Program	-	-	0.0%	-	-	0.0%	-
509121 Employee Training	2,308	2,100	-9.0%	(208)	2,100	0.0%	-
509122 BOD Travel	-	-	0.0%	-	-	0.0%	-
509123 Travel	3,250	4,500	38.5%	1,250	4,500	0.0%	-
509125 Local Meeting Expense	-	150	100.0%	150	150	0.0%	-
509127 Board Director Fees	-	-	0.0%	-	-	0.0%	-
509150 Contributions	-	-	0.0%	-	-	0.0%	-
509198 Cash Over/Short	-	-	0.0%	-	-	0.0%	-
509999 Other Misc Expense	-	-	0.0%	-	-	0.0%	-
Totals	6,008	7,050	17.3%	1,042	7,050	0.0%	-
LEASES & RENTALS							
512011 Facility Lease	-	-	0.0%	-	-	0.0%	-
512061 Equipment Rental	-	-	0.0%	-	-	0.0%	-
Totals	-	-	0.0%	-	-	0.0%	-
PERSONNEL TOTAL	915,261	928,209	1.4%	12,948	960,103	3.4%	31,894
NON-PERSONNEL TOTAL	9,958	10,900	9.5%	942	10,900	0.0%	-
DEPARTMENT TOTALS	925,219	939,109	1.5%	13,890	971,003	3.4%	31,894

**SANTA CRUZ METROPOLITAN TRANSIT DISTRICT
FY19 & FY20 PRELIMINARY OPERATING BUDGET**
Facilities Maintenance - 2200

ACCOUNT	Jun-17	Mar-18	% CHANGE	\$ CHANGE	Mar-18	% CHANGE
	BUDGET FY18	BUDGET FY19	BUDG FY18 BUDG FY19	BUDG FY18 BUDG FY19	BUDGET FY20	BUDG FY19 BUDG FY20
LABOR						
501011 Bus Operator Pay	-	-	0.0%	-	-	0.0%
501013 Bus Operator OT	-	-	0.0%	-	-	0.0%
501021 Other Salaries	719,432	725,762	0.9%	6,330	743,346	2.4%
501023 Other OT	40,452	41,425	2.4%	973	42,429	2.4%
Totals	759,884	767,187	1.0%	7,303	785,775	2.4%
FRINGE BENEFITS						
502011 Medicare/Soc. Sec.	13,443	13,516	0.5%	73	13,837	2.4%
502021 Retirement	211,021	238,734	13.1%	27,713	270,820	13.4%
502031 Medical Ins	376,712	345,292	-8.3%	(31,420)	360,148	4.3%
502041 Dental Ins	25,004	22,553	-9.8%	(2,451)	23,230	3.0%
502045 Vision Ins	5,606	5,224	-6.8%	(382)	5,381	3.0%
502051 Life Ins/AD&D	1,761	1,710	-2.9%	(51)	1,761	3.0%
502060 State Disability Ins (SDI)	8,344	9,601	15.1%	1,257	10,124	5.4%
502061 Long Term Disability Ins	7,133	6,762	-5.2%	(371)	7,081	4.7%
502071 State Unemployment Ins (SUI)	2,975	3,064	3.0%	89	3,251	6.1%
502081 Worker's Comp Ins	47,857	49,293	3.0%	1,436	50,771	3.0%
502101 Holiday Pay	27,281	27,406	0.5%	125	28,057	2.4%
502103 Floating Holiday	-	-	0.0%	-	-	0.0%
502109 Sick Leave	40,922	41,109	0.5%	187	42,085	2.4%
502111 Annual Leave	92,612	89,997	-2.8%	(2,615)	91,787	2.0%
502121 Other Paid Absence	6,394	6,423	0.5%	29	6,576	2.4%
502251 Phys. Exams	-	-	0.0%	-	-	0.0%
502253 Driver Lic Renewal	-	-	0.0%	-	-	0.0%
502999 Other Fringe Benefits	473	473	0.0%	-	487	3.0%
Totals	867,537	861,156	-0.7%	(6,381)	915,395	6.3%

**SANTA CRUZ METROPOLITAN TRANSIT DISTRICT
 FY19 & FY20 PRELIMINARY OPERATING BUDGET**
 Facilities Maintenance - 2200

ACCOUNT	Jun-17	Mar-18	% CHANGE	\$ CHANGE	Mar-18	% CHANGE
	BUDGET FY18	BUDGET FY19	BUDG FY18 BUDG FY19	BUDG FY18 BUDG FY19	BUDGET FY20	BUDG FY19 BUDG FY20
SERVICES						
503011 Acting/Audit Fees	-	-	0.0%	-	-	0.0%
503012 Admin/Bank Fees	-	-	0.0%	-	-	0.0%
503031 Prof/Technical Fees	25,000	30,000	20.0%	5,000	30,000	0.0%
503032 Legislative Services	-	-	0.0%	-	-	0.0%
503033 Legal Services	-	-	0.0%	-	-	0.0%
503034 Pre-Employment Exams	-	-	0.0%	-	-	0.0%
503041 Temp Help	-	-	0.0%	-	-	0.0%
503161 Custodial Services	7,000	7,000	0.0%	-	7,000	0.0%
503162 Uniforms/Laundry	4,500	4,500	0.0%	-	4,500	0.0%
503171 Security Services	10,600	10,600	0.0%	-	10,600	0.0%
503221 Classified/Legal Ads	-	-	0.0%	-	-	0.0%
503222 Legal Ads	-	-	0.0%	-	-	0.0%
503225 Graphic Services	-	-	0.0%	-	-	0.0%
503351 Repair - Bldg & Impr	50,000	50,000	0.0%	-	50,000	0.0%
503352 Repair - Equipment	280,000	290,000	3.6%	10,000	290,000	0.0%
503353 Repair - Rev Vehicle	-	-	0.0%	-	-	0.0%
503354 Repair - Non Rev Vehicle	-	-	0.0%	-	-	0.0%
503363 Haz Mat Disposal	48,400	48,400	0.0%	-	48,400	0.0%
Totals	425,500	440,500	3.5%	15,000	440,500	0.0%
MOBILE MATERIALS & SUPPLIES						
504011 Fuels & Lubricants - Non Rev Veh	-	-	0.0%	-	-	0.0%
504012 Fuels & Lubricants - Rev Veh	-	-	0.0%	-	-	0.0%
504021 Tires & Tubes	-	-	0.0%	-	-	0.0%
504161 Other Mobile Supplies	-	-	0.0%	-	-	0.0%
504191 Rev Vehicle Parts	-	-	0.0%	-	-	0.0%
Totals	-	-	0.0%	-	-	0.0%

Attachment A

SANTA CRUZ METROPOLITAN TRANSIT DISTRICT FY19 & FY20 PRELIMINARY OPERATING BUDGET Facilities Maintenance - 2200

ACCOUNT	Jun-17	Mar-18	% CHANGE	\$ CHANGE	Mar-18	% CHANGE
	BUDGET FY18	BUDGET FY19	BUDG FY18 BUDG FY19	BUDG FY18 BUDG FY19	BUDGET FY20	BUDG FY19 BUDG FY20
OTHER MATERIALS & SUPPLIES						
504205 Freight Out	-	-	0.0%	-	-	0.0%
504211 Postage & Mailing	-	-	0.0%	-	-	0.0%
504214 Promotional Items	-	-	0.0%	-	-	0.0%
504215 Printing	-	-	0.0%	-	-	0.0%
504217 Photo Supp/Process	-	-	0.0%	-	-	0.0%
504311 Office Supplies	2,000	2,000	0.0%	-	2,000	0.0%
504315 Safety Supplies	6,000	6,000	0.0%	-	6,000	0.0%
504317 Cleaning Supplies	38,000	38,000	0.0%	-	38,000	0.0%
504409 Repair/Maint Supplies	110,500	110,500	0.0%	-	110,500	0.0%
504417 Tenant Repairs	9,000	14,000	55.6%	5,000	14,000	0.0%
504421 Non-Inventory Parts	-	-	0.0%	-	-	0.0%
504511 Small Tools	3,000	3,000	0.0%	-	2,500	-16.7%
504515 Employee Tool Replacement	-	-	0.0%	-	-	0.0%
Totals	168,500	173,500	3.0%	5,000	173,000	-0.3%
UTILITIES						
505011 Gas & Electric	292,000	307,000	5.1%	15,000	322,000	4.9%
505021 Water & Garbage	141,000	152,000	7.8%	11,000	152,000	0.0%
505031 Telecommunications	84,000	85,000	1.2%	1,000	85,000	0.0%
Totals	517,000	544,000	5.2%	27,000	559,000	2.8%
CASUALTY & LIABILITY						
506011 Insurance - Property	-	-	0.0%	-	-	0.0%
506015 Insurance - PL/PD	-	-	0.0%	-	-	0.0%
506021 Insurance - Other	-	-	0.0%	-	-	0.0%
506123 Settlement Costs	-	-	0.0%	-	-	0.0%
506127 Repairs - District Prop	-	-	0.0%	-	-	0.0%
Totals	-	-	0.0%	-	-	0.0%

**SANTA CRUZ METROPOLITAN TRANSIT DISTRICT
FY19 & FY20 PRELIMINARY OPERATING BUDGET**

Facilities Maintenance - 2200

ACCOUNT	Jun-17	Mar-18	% CHANGE	\$ CHANGE	Mar-18	% CHANGE
	BUDGET FY18	BUDGET FY19	BUDG FY18 BUDG FY19	BUDG FY18 BUDG FY19	BUDGET FY20	BUDG FY19 BUDG FY20
TAXES						
507051 Fuel Tax	-	-	0.0%	-	-	0.0%
507201 Licenses & Permits	16,100	12,000	-25.5%	(4,100)	12,000	0.0%
507999 Other Taxes	14,400	14,400	0.0%	-	14,400	0.0%
Totals	30,500	26,400	-13.4%	(4,100)	26,400	0.0%
PURCHASED TRANS.						
503406 Contract/Paratransit	-	-	0.0%	-	-	0.0%
Totals	-	-	0.0%	-	-	0.0%
MISC EXPENSE						
509011 Dues/Subscriptions	-	-	0.0%	-	-	0.0%
509081 Advertising - District Promo	-	-	0.0%	-	-	0.0%
509101 Employee Incentive Program	-	-	0.0%	-	-	0.0%
509121 Employee Training	6,500	6,500	0.0%	-	6,500	0.0%
509122 BOD Travel	-	-	0.0%	-	-	0.0%
509123 Travel	400	400	0.0%	-	400	0.0%
509125 Local Meeting Expense	-	-	0.0%	-	-	0.0%
509127 Board Director Fees	-	-	0.0%	-	-	0.0%
509150 Contributions	-	-	0.0%	-	-	0.0%
509198 Cash Over/Short	-	-	0.0%	-	-	0.0%
509999 Other Misc Expense	-	-	0.0%	-	-	0.0%
Totals	6,900	6,900	0.0%	-	6,900	0.0%
LEASES & RENTALS						
512011 Facility Lease	5,000	5,000	0.0%	-	5,000	0.0%
512061 Equipment Rental	6,125	6,000	-2.0%	(125)	6,000	0.0%
Totals	11,125	11,000	-1.1%	(125)	11,000	0.0%
PERSONNEL TOTAL						
	1,627,421	1,628,343	0.1%	922	1,701,170	4.5%
NON-PERSONNEL TOTAL						
	1,159,525	1,202,300	3.7%	42,775	1,216,800	1.2%
DEPARTMENT TOTALS						
	<u>2,786,946</u>	<u>2,830,643</u>	<u>1.6%</u>	<u>43,697</u>	<u>2,917,970</u>	<u>3.1%</u>

**SANTA CRUZ METROPOLITAN TRANSIT DISTRICT
FY19 & FY20 PRELIMINARY OPERATING BUDGET**
Paratransit - 3100

ACCOUNT	Jun-17	Mar-18	% CHANGE	\$ CHANGE	Mar-18	% CHANGE	\$ CHANGE
	BUDGET FY18	BUDGET FY19	BUDG FY18 BUDG FY19	BUDG FY18 BUDG FY19	BUDGET FY20	BUDG FY19 BUDG FY20	BUDG FY19 BUDG FY20
LABOR							
501011 Bus Operator Pay	1,050,570	1,073,416	2.2%	22,846	1,122,977	4.6%	49,561
501013 Bus Operator OT	225,000	238,781	6.1%	13,781	249,806	4.6%	11,025
501021 Other Salaries	666,118	671,021	0.7%	4,902	692,313	3.2%	21,292
501023 Other OT	57,095	59,126	3.6%	2,031	61,002	3.2%	1,876
Totals	1,998,784	2,042,344	2.2%	43,560	2,126,098	4.1%	83,754
FRINGE BENEFITS							
502011 Medicare/Soc. Sec.	34,290	35,067	2.3%	777	36,487	4.0%	1,420
502021 Retirement	495,693	568,357	14.7%	72,664	655,036	15.3%	86,679
502031 Medical Ins	996,758	845,359	-15.2%	(151,399)	888,025	5.0%	42,666
502041 Dental Ins	52,618	49,106	-6.7%	(3,512)	50,579	3.0%	1,473
502045 Vision Ins	14,510	13,522	-6.8%	(988)	13,928	3.0%	406
502051 Life Ins/AD&D	4,764	4,626	-2.9%	(139)	4,764	3.0%	139
502060 State Disability Ins (SDI)	21,230	24,910	17.3%	3,680	26,696	7.2%	1,786
502061 Long Term Disability Ins	15,058	14,376	-4.5%	(683)	15,364	6.9%	989
502071 State Unemployment Ins (SUI)	7,700	7,931	3.0%	231	8,414	6.1%	483
502081 Worker's Comp Ins	121,050	124,681	3.0%	3,631	128,422	3.0%	3,741
502101 Holiday Pay	63,556	64,436	1.4%	880	67,052	4.1%	2,616
502103 Floating Holiday	8,509	8,509	0.0%	-	8,509	0.0%	-
502109 Sick Leave	98,644	100,019	1.4%	1,375	104,106	4.1%	4,087
502111 Annual Leave	180,452	187,994	4.2%	7,542	194,835	3.6%	6,841
502121 Other Paid Absence	14,896	15,102	1.4%	206	15,715	4.1%	613
502251 Phys. Exams	3,183	3,183	0.0%	-	3,183	0.0%	-
502253 Driver Lic Renewal	1,061	1,061	0.0%	-	1,061	0.0%	-
502999 Other Fringe Benefits	5,124	5,124	0.0%	-	5,160	0.7%	37
Totals	2,139,096	2,073,362	-3.1%	(65,735)	2,227,335	7.4%	153,974

Attachment A

SANTA CRUZ METROPOLITAN TRANSIT DISTRICT FY19 & FY20 PRELIMINARY OPERATING BUDGET Paratransit - 3100

ACCOUNT	Jun-17	Mar-18	% CHANGE	\$ CHANGE	Mar-18	% CHANGE	\$ CHANGE	BUDG FY19	BUDG FY20	% CHANGE	\$ CHANGE	
	BUDGET FY18	BUDGET FY19	BUDG FY18 BUDG FY19	BUDG FY18 BUDG FY19	BUDGET FY20	BUDG FY18 BUDG FY19	BUDG FY18 BUDG FY19	BUDG FY19	BUDG FY20	BUDG FY19 BUDG FY20	BUDG FY19 BUDG FY20	
SERVICES												
503011	-	-	0.0%	-	-	0.0%	-	-	-	0.0%	-	
503012	-	-	0.0%	-	-	0.0%	-	-	-	0.0%	-	
503031	3,500	3,500	0.0%	-	3,500	0.0%	-	-	3,500	0.0%	-	
503032	-	-	0.0%	-	-	0.0%	-	-	-	0.0%	-	
503033	-	-	0.0%	-	-	0.0%	-	-	-	0.0%	-	
503034	-	-	0.0%	-	-	0.0%	-	-	-	0.0%	-	
503041	-	-	0.0%	-	-	0.0%	-	-	-	0.0%	-	
503161	1,300	1,300	0.0%	-	1,300	0.0%	-	-	1,300	0.0%	-	
503162	1,000	1,000	0.0%	-	1,000	0.0%	-	-	1,000	0.0%	-	
503171	-	-	0.0%	-	-	0.0%	-	-	-	0.0%	-	
503221	-	-	0.0%	-	-	0.0%	-	-	-	0.0%	-	
503222	-	-	0.0%	-	-	0.0%	-	-	-	0.0%	-	
503225	-	-	0.0%	-	-	0.0%	-	-	-	0.0%	-	
503351	-	-	0.0%	-	-	0.0%	-	-	-	0.0%	-	
503352	4,000	4,000	0.0%	-	4,000	0.0%	-	-	4,000	0.0%	-	
503353	1,500	1,500	0.0%	-	1,500	0.0%	-	-	1,500	0.0%	-	
503354	-	-	0.0%	-	-	0.0%	-	-	-	0.0%	-	
503363	-	-	0.0%	-	-	0.0%	-	-	-	0.0%	-	
Totals	11,300	11,300	0.0%	-	11,300	0.0%	-	-	11,300	0.0%	-	
MOBILE MATERIALS & SUPPLIES												
504011	-	-	0.0%	-	-	0.0%	-	-	-	0.0%	-	
504012	-	-	0.0%	-	-	0.0%	-	-	-	0.0%	-	
504021	-	-	0.0%	-	-	0.0%	-	-	-	0.0%	-	
504161	-	-	0.0%	-	-	0.0%	-	-	-	0.0%	-	
504191	-	-	0.0%	-	-	0.0%	-	-	-	0.0%	-	
Totals	-	-	0.0%	-	-	0.0%	-	-	-	0.0%	-	

Attachment A

SANTA CRUZ METROPOLITAN TRANSIT DISTRICT FY19 & FY20 PRELIMINARY OPERATING BUDGET Paratransit - 3100

ACCOUNT	Jun-17	Mar-18	% CHANGE	\$ CHANGE	Mar-18	% CHANGE	\$ CHANGE
	BUDGET FY18	BUDGET FY19	BUDG FY18 BUDG FY19	BUDG FY18 BUDG FY19	BUDGET FY20	BUDG FY19 BUDG FY20	BUDG FY19 BUDG FY20
OTHER MATERIALS & SUPPLIES							
504205 Freight Out	-	-	0.0%	-	-	0.0%	-
504211 Postage & Mailing	2,700	2,700	0.0%	-	2,700	0.0%	-
504214 Promotional Items	200	200	0.0%	-	200	0.0%	-
504215 Printing	3,200	3,200	0.0%	-	3,200	0.0%	-
504217 Photo Supp/Process	-	-	0.0%	-	-	0.0%	-
504311 Office Supplies	2,500	2,500	0.0%	-	2,500	0.0%	-
504315 Safety Supplies	120	120	0.0%	-	120	0.0%	-
504317 Cleaning Supplies	-	600	100.0%	600	600	0.0%	-
504409 Repair/Maint Supplies	-	-	0.0%	-	-	0.0%	-
504417 Tenant Repairs	-	-	0.0%	-	-	0.0%	-
504421 Non-Inventory Parts	-	-	0.0%	-	-	0.0%	-
504511 Small Tools	-	-	0.0%	-	-	0.0%	-
504515 Employee Tool Replacement	-	-	0.0%	-	-	0.0%	-
Totals	8,720	9,320	6.9%	600	9,320	0.0%	-
UTILITIES							
505011 Gas & Electric	12,000	12,000	0.0%	-	12,000	0.0%	-
505021 Water & Garbage	6,400	6,400	0.0%	-	6,400	0.0%	-
505031 Telecommunications	9,600	4,500	-53.1%	(5,100)	4,500	0.0%	-
Totals	28,000	22,900	-18.2%	(5,100)	22,900	0.0%	-
CASUALTY & LIABILITY							
506011 Insurance - Property	-	-	0.0%	-	-	0.0%	-
506015 Insurance - PL/PD	85,270	125,361	47.0%	40,091	137,896	10.0%	12,535
506021 Insurance - Other	-	-	0.0%	-	-	0.0%	-
506123 Settlement Costs	-	-	0.0%	-	-	0.0%	-
506127 Repairs - District Prop	-	-	0.0%	-	-	0.0%	-
Totals	85,270	125,361	47.0%	40,091	137,896	10.0%	12,535

Attachment A

SANTA CRUZ METROPOLITAN TRANSIT DISTRICT FY19 & FY20 PRELIMINARY OPERATING BUDGET Paratransit - 3100

ACCOUNT	Jun-17	Mar-18	% CHANGE	\$ CHANGE	Mar-18	% CHANGE	\$ CHANGE	BUDG FY19	BUDG FY20	% CHANGE	\$ CHANGE
	BUDGET FY18	BUDGET FY19	BUDG FY18 BUDG FY19	BUDG FY18 BUDG FY19	BUDGET FY20	BUDG FY19 BUDG FY20	BUDG FY19 BUDG FY20	BUDG FY19	BUDG FY20	BUDG FY19 BUDG FY20	BUDG FY19 BUDG FY20
TAXES											
507051 Fuel Tax	-	-	0.0%	-	-	0.0%	-	-	-	0.0%	-
507201 Licenses & Permits	-	-	0.0%	-	-	0.0%	-	-	-	0.0%	-
507999 Other Taxes	-	-	0.0%	-	-	0.0%	-	-	-	0.0%	-
Totals	-	-	0.0%	-	-	0.0%	-	-	-	0.0%	-
PURCHASED TRANS.											
503406 Contract/Paratransit	-	-	0.0%	-	-	0.0%	-	-	-	0.0%	-
Totals	-	-	0.0%	-	-	0.0%	-	-	-	0.0%	-
MISC EXPENSE											
509011 Dues/Subscriptions	-	-	0.0%	-	-	0.0%	-	-	-	0.0%	-
509081 Advertising - District Promo	-	-	0.0%	-	-	0.0%	-	-	-	0.0%	-
509101 Employee Incentive Program	-	-	0.0%	-	-	0.0%	-	-	-	0.0%	-
509121 Employee Training	2,700	2,700	0.0%	-	2,700	0.0%	-	-	2,700	0.0%	-
509122 BOD Travel	-	-	0.0%	-	-	0.0%	-	-	-	0.0%	-
509123 Travel	4,925	3,000	-39.1%	(1,925)	3,000	0.0%	-	-	3,000	0.0%	-
509125 Local Meeting Expense	-	-	0.0%	-	-	0.0%	-	-	-	0.0%	-
509127 Board Director Fees	-	-	0.0%	-	-	0.0%	-	-	-	0.0%	-
509150 Contributions	-	-	0.0%	-	-	0.0%	-	-	-	0.0%	-
509198 Cash Over/Short	-	-	0.0%	-	-	0.0%	-	-	-	0.0%	-
509999 Other Misc Expense	-	-	0.0%	-	-	0.0%	-	-	-	0.0%	-
Totals	7,625	5,700	-25.2%	(1,925)	5,700	0.0%	-	-	5,700	0.0%	-
LEASES & RENTALS											
512011 Facility Lease	179,000	196,000	9.5%	17,000	196,000	0.0%	-	-	196,000	0.0%	-
512061 Equipment Rental	4,044	1,500	-62.9%	(2,544)	1,500	0.0%	-	-	1,500	0.0%	-
Totals	183,044	197,500	7.9%	14,456	197,500	0.0%	-	-	197,500	0.0%	-
PERSONNEL TOTAL											
	4,137,880	4,115,706	-0.5%	(22,174)	4,353,433	5.8%	237,727				
NON-PERSONNEL TOTAL											
	323,959	372,081	14.9%	48,122	384,616	3.4%	12,535				
DEPARTMENT TOTALS											
	4,461,839	4,487,787	0.6%	25,948	4,738,049	5.6%	250,262				

SANTA CRUZ METROPOLITAN TRANSIT DISTRICT
FY19 & FY20 PRELIMINARY OPERATING BUDGET
 Operations - 3200

ACCOUNT	Jun-17	Mar-18	% CHANGE	\$ CHANGE	Mar-18	% CHANGE	\$ CHANGE
	BUDGET FY18	BUDGET FY19	BUDG FY18 BUDG FY19	BUDG FY18 BUDG FY19	BUDGET FY20	BUDG FY19 BUDG FY20	BUDG FY19 BUDG FY20
LABOR							
501011 Bus Operator Pay	-	-	0.0%	-	-	0.0%	-
501013 Bus Operator OT	-	-	0.0%	-	-	0.0%	-
501021 Other Salaries	933,388	976,950	4.7%	43,562	1,001,291	2.5%	24,341
501023 Other OT	168,000	172,409	2.6%	4,409	176,705	2.5%	4,296
Totals	1,101,388	1,149,359	4.4%	47,971	1,177,996	2.5%	28,637
FRINGE BENEFITS							
502011 Medicare/Soc. Sec.	19,467	20,100	3.3%	633	20,594	2.5%	494
502021 Retirement	279,549	325,342	16.4%	45,793	369,340	13.5%	43,998
502031 Medical Ins	325,182	326,104	0.3%	922	342,634	5.1%	16,530
502041 Dental Ins	17,288	18,579	7.5%	1,291	19,137	3.0%	557
502045 Vision Ins	5,276	4,917	-6.8%	(359)	5,065	3.0%	148
502051 Life Ins/AD&D	1,761	1,709	-2.9%	(51)	1,761	3.0%	51
502060 State Disability Ins (SDI)	11,903	14,153	18.9%	2,250	14,976	5.8%	823
502061 Long Term Disability Ins	8,262	7,842	-5.1%	(419)	8,122	3.6%	280
502071 State Unemployment Ins (SUI)	2,800	2,884	3.0%	84	3,060	6.1%	176
502081 Worker's Comp Ins	45,042	46,393	3.0%	1,351	47,785	3.0%	1,392
502101 Holiday Pay	35,984	37,204	3.4%	1,220	38,120	2.5%	915
502103 Floating Holiday	4,856	4,856	0.0%	-	4,856	0.0%	-
502109 Sick Leave	53,976	55,807	3.4%	1,831	57,180	2.5%	1,373
502111 Annual Leave	137,938	130,289	-5.5%	(7,650)	133,189	2.2%	2,900
502121 Other Paid Absence	8,434	8,720	3.4%	286	8,934	2.5%	215
502251 Phys. Exams	700	700	0.0%	-	700	0.0%	-
502253 Driver Lic Renewal	300	300	0.0%	-	300	0.0%	-
502999 Other Fringe Benefits	2,395	2,395	0.0%	-	2,408	0.6%	13
Totals	961,113	1,008,294	4.9%	47,181	1,078,159	6.9%	69,866

Attachment A

SANTA CRUZ METROPOLITAN TRANSIT DISTRICT FY19 & FY20 PRELIMINARY OPERATING BUDGET Operations - 3200

ACCOUNT	Jun-17	Mar-18	% CHANGE	\$ CHANGE	Mar-18	% CHANGE	\$ CHANGE	BUDG FY19	BUDG FY20	% CHANGE	\$ CHANGE
	BUDGET FY18	BUDGET FY19	BUDG FY18 BUDG FY19	BUDG FY18 BUDG FY19	BUDGET FY20	BUDG FY19 BUDG FY20	BUDG FY18 BUDG FY19	BUDG FY19	BUDG FY20	BUDG FY19 BUDG FY20	BUDG FY19 BUDG FY20
SERVICES											
503011 Accting/Audit Fees	-	-	0.0%	-	-	0.0%	-	-	-	0.0%	-
503012 Admin/Bank Fees	-	-	0.0%	-	-	0.0%	-	-	-	0.0%	-
503031 Prof/Technical Fees	10,000	6,000	-40.0%	(4,000)	6,000	0.0%	-	-	-	0.0%	-
503032 Legislative Services	-	-	0.0%	-	-	0.0%	-	-	-	0.0%	-
503033 Legal Services	-	-	0.0%	-	-	0.0%	-	-	-	0.0%	-
503034 Pre-Employment Exams	-	-	0.0%	-	-	0.0%	-	-	-	0.0%	-
503041 Temp Help	-	-	0.0%	-	-	0.0%	-	-	-	0.0%	-
503161 Custodial Services	-	-	0.0%	-	-	0.0%	-	-	-	0.0%	-
503162 Uniforms/Laundry	600	600	0.0%	-	600	0.0%	-	-	-	0.0%	-
503171 Security Services	505,000	515,100	2.0%	10,100	525,402	2.0%	10,302	10,100	525,402	2.0%	10,302
503221 Classified/Legal Ads	-	-	0.0%	-	-	0.0%	-	-	-	0.0%	-
503222 Legal Ads	-	-	0.0%	-	-	0.0%	-	-	-	0.0%	-
503225 Graphic Services	-	-	0.0%	-	-	0.0%	-	-	-	0.0%	-
503351 Repair - Bldg & Impr	-	-	0.0%	-	-	0.0%	-	-	-	0.0%	-
503352 Repair - Equipment	2,500	4,000	60.0%	1,500	4,000	0.0%	-	1,500	4,000	0.0%	-
503353 Repair - Rev Vehicle	-	-	0.0%	-	-	0.0%	-	-	-	0.0%	-
503354 Repair - Non Rev Vehicle	-	-	0.0%	-	-	0.0%	-	-	-	0.0%	-
503363 Haz Mat Disposal	-	-	0.0%	-	-	0.0%	-	-	-	0.0%	-
Totals	518,100	525,700	1.5%	7,600	536,002	2.0%	10,302	518,100	536,002	2.0%	10,302
MOBILE MATERIALS & SUPPLIES											
504011 Fuels & Lubricants - Non Rev Veh	-	-	0.0%	-	-	0.0%	-	-	-	0.0%	-
504012 Fuels & Lubricants - Rev Veh	-	-	0.0%	-	-	0.0%	-	-	-	0.0%	-
504021 Tires & Tubes	-	-	0.0%	-	-	0.0%	-	-	-	0.0%	-
504161 Other Mobile Supplies	-	-	0.0%	-	-	0.0%	-	-	-	0.0%	-
504191 Rev Vehicle Parts	-	-	0.0%	-	-	0.0%	-	-	-	0.0%	-
Totals	-	-	0.0%	-	-	0.0%	-	-	-	0.0%	-

Attachment A

SANTA CRUZ METROPOLITAN TRANSIT DISTRICT FY19 & FY20 PRELIMINARY OPERATING BUDGET Operations - 3200

ACCOUNT	Jun-17		Mar-18		% CHANGE		\$ CHANGE		% CHANGE		\$ CHANGE	
	BUDGET FY18	BUDGET FY19	BUDGET FY19	BUDGET FY18	BUDG FY19	BUDG FY18	BUDG FY19	BUDG FY18	BUDG FY19	BUDG FY18	BUDG FY19	BUDG FY18
OTHER MATERIALS & SUPPLIES												
504205 Freight Out	-	-	-	-	0.0%	-	-	-	-	0.0%	-	-
504211 Postage & Mailing	300	300	300	-	0.0%	-	300	-	0.0%	-	-	-
504214 Promotional Items	-	-	-	-	0.0%	-	-	-	0.0%	-	-	-
504215 Printing	8,000	8,000	8,000	8,000	0.0%	-	8,000	-	0.0%	-	-	-
504217 Photo Supp/Process	-	-	-	-	0.0%	-	-	-	0.0%	-	-	-
504311 Office Supplies	8,000	8,000	8,000	8,000	0.0%	-	8,000	-	0.0%	-	-	-
504315 Safety Supplies	-	-	-	-	0.0%	-	-	-	0.0%	-	-	-
504317 Cleaning Supplies	-	-	-	-	0.0%	-	-	-	0.0%	-	-	-
504409 Repair/Maint Supplies	-	-	-	-	0.0%	-	-	-	0.0%	-	-	-
504417 Tenant Repairs	-	-	-	-	0.0%	-	-	-	0.0%	-	-	-
504421 Non-Inventory Parts	-	-	-	-	0.0%	-	-	-	0.0%	-	-	-
504511 Small Tools	-	-	-	-	0.0%	-	-	-	0.0%	-	-	-
504515 Employee Tool Replacement	-	-	-	-	0.0%	-	-	-	0.0%	-	-	-
Totals	16,300	16,300	16,300	16,300	0.0%	-	16,300	-	0.0%	-	16,300	-
UTILITIES												
505011 Gas & Electric	-	-	-	-	0.0%	-	-	-	0.0%	-	-	-
505021 Water & Garbage	-	-	-	-	0.0%	-	-	-	0.0%	-	-	-
505031 Telecommunications	14,000	14,000	14,000	14,000	0.0%	-	14,000	-	0.0%	-	14,000	-
Totals	14,000	14,000	14,000	14,000	0.0%	-	14,000	-	0.0%	-	14,000	-
CASUALTY & LIABILITY												
506011 Insurance - Property	-	-	-	-	0.0%	-	-	-	0.0%	-	-	-
506015 Insurance - PL/PD	-	-	-	-	0.0%	-	-	-	0.0%	-	-	-
506021 Insurance - Other	-	-	-	-	0.0%	-	-	-	0.0%	-	-	-
506123 Settlement Costs	-	-	-	-	0.0%	-	-	-	0.0%	-	-	-
506127 Repairs - District Prop	-	-	-	-	0.0%	-	-	-	0.0%	-	-	-
Totals	-	-	-	-	0.0%	-	-	-	0.0%	-	-	-

SANTA CRUZ METROPOLITAN TRANSIT DISTRICT
FY19 & FY20 PRELIMINARY OPERATING BUDGET
 Operations - 3200

ACCOUNT	Jun-17	Mar-18	% CHANGE	\$ CHANGE	Mar-18	% CHANGE	\$ CHANGE	BUDG FY19	BUDG FY20	% CHANGE	\$ CHANGE
	BUDGET FY18	BUDGET FY19	BUDG FY18 BUDG FY19	BUDG FY18 BUDG FY19	BUDGET FY20	BUDG FY19 BUDG FY20	BUDG FY18 BUDG FY19	BUDG FY19	BUDG FY20	BUDG FY19 BUDG FY20	BUDG FY19 BUDG FY20
TAXES											
507051 Fuel Tax	-	-	0.0%	-	-	0.0%	-	-	-	0.0%	-
507201 Licenses & Permits	-	-	0.0%	-	-	0.0%	-	-	-	0.0%	-
507999 Other Taxes	-	-	0.0%	-	-	0.0%	-	-	-	0.0%	-
Totals	-	-	0.0%	-	-	0.0%	-	-	-	0.0%	-
PURCHASED TRANS.											
503406 Contract/Paratransit	-	-	0.0%	-	-	0.0%	-	-	-	0.0%	-
Totals	-	-	0.0%	-	-	0.0%	-	-	-	0.0%	-
MISC EXPENSE											
509011 Dues/Subscriptions	-	-	0.0%	-	-	0.0%	-	-	-	0.0%	-
509081 Advertising - District Promo	-	-	0.0%	-	-	0.0%	-	-	-	0.0%	-
509101 Employee Incentive Program	-	-	0.0%	-	-	0.0%	-	-	-	0.0%	-
509121 Employee Training	5,165	6,000	16.2%	835	6,000	0.0%	-	-	-	0.0%	-
509122 BOD Travel	-	-	0.0%	-	-	0.0%	-	-	-	0.0%	-
509123 Travel	9,750	12,000	23.1%	2,250	12,000	0.0%	-	-	-	0.0%	-
509125 Local Meeting Expense	-	-	0.0%	-	-	0.0%	-	-	-	0.0%	-
509127 Board Director Fees	-	-	0.0%	-	-	0.0%	-	-	-	0.0%	-
509150 Contributions	-	-	0.0%	-	-	0.0%	-	-	-	0.0%	-
509198 Cash Over/Short	-	-	0.0%	-	-	0.0%	-	-	-	0.0%	-
509999 Other Misc Expense	-	-	0.0%	-	-	0.0%	-	-	-	0.0%	-
Totals	14,915	18,000	20.7%	3,085	18,000	0.0%	-	-	-	0.0%	-
LEASES & RENTALS											
512011 Facility Lease	24,100	24,800	2.9%	700	24,800	0.0%	-	-	-	0.0%	-
512061 Equipment Rental	-	-	0.0%	-	-	0.0%	-	-	-	0.0%	-
Totals	24,100	24,800	2.9%	700	24,800	0.0%	-	-	-	0.0%	-
PERSONNEL TOTAL	2,062,501	2,157,653	4.6%	95,152	2,256,155	4.6%	-	-	-	4.6%	98,502
NON-PERSONNEL TOTAL	587,415	598,800	1.9%	11,385	609,102	1.7%	-	-	-	1.7%	10,302
DEPARTMENT TOTALS	<u>2,649,916</u>	<u>2,756,453</u>	<u>4.0%</u>	<u>106,537</u>	<u>2,865,257</u>	<u>3.9%</u>					<u>108,804</u>

**SANTA CRUZ METROPOLITAN TRANSIT DISTRICT
FY19 & FY20 PRELIMINARY OPERATING BUDGET**
Bus Operators - 3300

ACCOUNT	Jun-17	Mar-18	% CHANGE		\$ CHANGE		% CHANGE		\$ CHANGE	
	BUDGET FY18	BUDGET FY19	BUDG FY18	BUDG FY19	BUDG FY18	BUDG FY19	BUDG FY18	BUDG FY19	BUDG FY18	BUDG FY19
LABOR										
501011 Bus Operator Pay	7,646,484	7,880,651	3.1%	234,168	8,220,034	4.3%	339,382	4.3%	339,382	
501013 Bus Operator OT	1,000,000	1,000,000	0.0%	(0)	1,042,627	4.3%	42,627	4.3%	42,627	
501021 Other Salaries	-	-	0.0%	-	-	0.0%	-	0.0%	-	
501023 Other OT	-	-	0.0%	-	-	0.0%	-	0.0%	-	
Totals	8,646,484	8,880,651	2.7%	234,168	9,262,661	4.3%	382,009	4.3%	382,009	
FRINGE BENEFITS										
502011 Medicare/Soc. Sec.	149,705	154,536	3.2%	4,832	161,044	4.2%	6,508	4.2%	6,508	
502021 Retirement	2,219,220	2,588,551	16.6%	369,331	2,988,970	15.5%	400,419	15.5%	400,419	
502031 Medical Ins	3,556,388	3,070,329	-13.7%	(486,060)	3,241,814	5.6%	171,486	5.6%	171,486	
502041 Dental Ins	208,758	186,145	-10.8%	(22,613)	193,606	4.0%	7,462	4.0%	7,462	
502045 Vision Ins	50,454	47,327	-6.2%	(3,127)	49,064	3.7%	1,736	3.7%	1,736	
502051 Life Ins/AD&D	15,692	15,335	-2.3%	(356)	15,899	3.7%	564	3.7%	564	
502060 State Disability Ins (SDI)	92,920	109,774	18.1%	16,854	117,829	7.3%	8,055	7.3%	8,055	
502061 Long Term Disability Ins	71,644	69,284	-3.3%	(2,360)	73,187	5.6%	3,904	5.6%	3,904	
502071 State Unemployment Ins (SUI)	26,775	27,759	3.7%	984	29,640	6.8%	1,882	6.8%	1,882	
502081 Worker's Comp Ins	411,006	423,337	3.0%	12,331	436,037	3.0%	12,700	3.0%	12,700	
502101 Holiday Pay	284,759	294,449	3.4%	9,690	306,947	4.2%	12,498	4.2%	12,498	
502103 Floating Holiday	-	-	0.0%	-	-	0.0%	-	0.0%	-	
502109 Sick Leave	444,936	460,077	3.4%	15,141	479,605	4.2%	19,528	4.2%	19,528	
502111 Annual Leave	800,534	872,500	9.0%	71,967	904,345	3.6%	31,845	3.6%	31,845	
502121 Other Paid Absence	66,740	69,012	3.4%	2,271	71,941	4.2%	2,929	4.2%	2,929	
502251 Phys. Exams	8,487	6,500	-23.4%	(1,987)	4,000	-38.5%	(2,500)	-38.5%	(2,500)	
502253 Driver Lic Renewal	3,183	1,600	-49.7%	(1,583)	2,600	62.5%	1,000	62.5%	1,000	
502999 Other Fringe Benefits	5,455	5,483	0.5%	28	5,640	2.9%	157	2.9%	157	
Totals	8,416,656	8,401,998	-0.2%	(14,658)	9,082,169	8.1%	680,172	8.1%	680,172	

Attachment A

SANTA CRUZ METROPOLITAN TRANSIT DISTRICT FY19 & FY20 PRELIMINARY OPERATING BUDGET

Bus Operators - 3300

ACCOUNT	Jun-17	Mar-18	% CHANGE		\$ CHANGE		% CHANGE		\$ CHANGE	
	BUDGET FY18	BUDGET FY19	BUDG FY18	BUDG FY19	BUDG FY18	BUDG FY19	BUDG FY18	BUDG FY19	BUDG FY18	BUDG FY19
SERVICES										
503011 Accting/Audit Fees	-	-	0.0%	-	-	-	0.0%	-	-	-
503012 Admin/Bank Fees	-	-	0.0%	-	-	-	0.0%	-	-	-
503031 Prof/Technical Fees	-	-	0.0%	-	-	-	0.0%	-	-	-
503032 Legislative Services	-	-	0.0%	-	-	-	0.0%	-	-	-
503033 Legal Services	-	-	0.0%	-	-	-	0.0%	-	-	-
503034 Pre-Employment Exams	-	-	0.0%	-	-	-	0.0%	-	-	-
503041 Temp Help	-	-	0.0%	-	-	-	0.0%	-	-	-
503161 Custodial Services	-	-	0.0%	-	-	-	0.0%	-	-	-
503162 Uniforms/Laundry	2,000	2,000	0.0%	-	-	2,000	0.0%	-	-	-
503171 Security Services	-	-	0.0%	-	-	-	0.0%	-	-	-
503221 Classified/Legal Ads	-	-	0.0%	-	-	-	0.0%	-	-	-
503222 Legal Ads	-	-	0.0%	-	-	-	0.0%	-	-	-
503225 Graphic Services	-	-	0.0%	-	-	-	0.0%	-	-	-
503351 Repair - Bldg & Impr	-	-	0.0%	-	-	-	0.0%	-	-	-
503352 Repair - Equipment	-	-	0.0%	-	-	-	0.0%	-	-	-
503353 Repair - Rev Vehicle	-	-	0.0%	-	-	-	0.0%	-	-	-
503354 Repair - Non Rev Vehicle	-	-	0.0%	-	-	-	0.0%	-	-	-
503363 Haz Mat Disposal	-	-	0.0%	-	-	-	0.0%	-	-	-
Totals	2,000	2,000	0.0%	-	-	2,000	0.0%	-	2,000	0.0%
MOBILE MATERIALS & SUPPLIES										
504011 Fuels & Lubricants - Non Rev Veh	-	-	0.0%	-	-	-	0.0%	-	-	-
504012 Fuels & Lubricants - Rev Veh	-	-	0.0%	-	-	-	0.0%	-	-	-
504021 Tires & Tubes	-	-	0.0%	-	-	-	0.0%	-	-	-
504161 Other Mobile Supplies	-	-	0.0%	-	-	-	0.0%	-	-	-
504191 Rev Vehicle Parts	-	-	0.0%	-	-	-	0.0%	-	-	-
Totals	-	-	0.0%	-	-	-	0.0%	-	-	0.0%

Attachment A

SANTA CRUZ METROPOLITAN TRANSIT DISTRICT FY19 & FY20 PRELIMINARY OPERATING BUDGET

Bus Operators - 3300

ACCOUNT	Jun-17	Mar-18	% CHANGE		\$ CHANGE		% CHANGE		\$ CHANGE	
	BUDGET FY18	BUDGET FY19	BUDG FY18	BUDG FY19	BUDG FY18	BUDG FY19	BUDG FY18	BUDG FY19	BUDG FY18	BUDG FY19
OTHER MATERIALS & SUPPLIES										
504205 Freight Out	-	-	0.0%	-	-	-	0.0%	-	-	-
504211 Postage & Mailing	-	-	0.0%	-	-	-	0.0%	-	-	-
504214 Promotional Items	-	-	0.0%	-	-	-	0.0%	-	-	-
504215 Printing	-	-	0.0%	-	-	-	0.0%	-	-	-
504217 Photo Supp./Process	-	-	0.0%	-	-	-	0.0%	-	-	-
504311 Office Supplies	-	-	0.0%	-	-	-	0.0%	-	-	-
504315 Safety Supplies	-	-	0.0%	-	-	-	0.0%	-	-	-
504317 Cleaning Supplies	-	-	0.0%	-	-	-	0.0%	-	-	-
504409 Repair/Maint Supplies	-	-	0.0%	-	-	-	0.0%	-	-	-
504417 Tenant Repairs	-	-	0.0%	-	-	-	0.0%	-	-	-
504421 Non-Inventory Parts	-	-	0.0%	-	-	-	0.0%	-	-	-
504511 Small Tools	-	-	0.0%	-	-	-	0.0%	-	-	-
504515 Employee Tool Replacement	-	-	0.0%	-	-	-	0.0%	-	-	-
Totals	-	-	0.0%	-	-	-	0.0%	-	-	-
UTILITIES										
505011 Gas & Electric	-	-	0.0%	-	-	-	0.0%	-	-	-
505021 Water & Garbage	-	-	0.0%	-	-	-	0.0%	-	-	-
505031 Telecommunications	-	-	0.0%	-	-	-	0.0%	-	-	-
Totals	-	-	0.0%	-	-	-	0.0%	-	-	-
CASUALTY & LIABILITY										
506011 Insurance - Property	-	-	0.0%	-	-	-	0.0%	-	-	-
506015 Insurance - PL/PD	-	-	0.0%	-	-	-	0.0%	-	-	-
506021 Insurance - Other	-	-	0.0%	-	-	-	0.0%	-	-	-
506123 Settlement Costs	-	-	0.0%	-	-	-	0.0%	-	-	-
506127 Repairs - District Prop	-	-	0.0%	-	-	-	0.0%	-	-	-
Totals	-	-	0.0%	-	-	-	0.0%	-	-	-

Attachment A

SANTA CRUZ METROPOLITAN TRANSIT DISTRICT FY19 & FY20 PRELIMINARY OPERATING BUDGET Bus Operators - 3300

ACCOUNT	Jun-17 BUDGET FY18	Mar-18 BUDGET FY19	% CHANGE BUDG FY18 BUDG FY19	\$ CHANGE BUDG FY18 BUDG FY19	Mar-18 BUDGET FY20	% CHANGE BUDG FY19 BUDG FY20	\$ CHANGE BUDG FY19 BUDG FY20
TAXES							
507051 Fuel Tax	-	-	0.0%	-	-	0.0%	-
507201 Licenses & Permits	-	-	0.0%	-	-	0.0%	-
507999 Other Taxes	-	-	0.0%	-	-	0.0%	-
Totals	-	-	0.0%	-	-	0.0%	-
PURCHASED TRANS.							
503406 Contract/Paratransit	-	-	0.0%	-	-	0.0%	-
Totals	-	-	0.0%	-	-	0.0%	-
MISC EXPENSE							
509011 Dues/Subscriptions	-	-	0.0%	-	-	0.0%	-
509081 Advertising - District Promo	-	-	0.0%	-	-	0.0%	-
509101 Employee Incentive Program	4,100	3,900	-4.9%	(200)	3,900	0.0%	-
509121 Employee Training	-	-	0.0%	-	-	0.0%	-
509122 BOD Travel	-	-	0.0%	-	-	0.0%	-
509123 Travel	-	-	0.0%	-	-	0.0%	-
509125 Local Meeting Expense	-	-	0.0%	-	-	0.0%	-
509127 Board Director Fees	-	-	0.0%	-	-	0.0%	-
509150 Contributions	-	-	0.0%	-	-	0.0%	-
509198 Cash Over/Short	-	-	0.0%	-	-	0.0%	-
509999 Other Misc Expense	-	-	0.0%	-	-	0.0%	-
Totals	4,100	3,900	-4.9%	(200)	3,900	0.0%	-
LEASES & RENTALS							
512011 Facility Lease	-	-	0.0%	-	-	0.0%	-
512061 Equipment Rental	-	-	0.0%	-	-	0.0%	-
Totals	-	-	0.0%	-	-	0.0%	-
PERSONNEL TOTAL	17,063,139	17,282,649	1.3%	219,510	18,344,830	6.1%	1,062,181
NON-PERSONNEL TOTAL	6,100	5,900	-3.3%	(200)	5,900	0.0%	-
DEPARTMENT TOTALS	<u>17,069,239</u>	<u>17,288,549</u>	<u>1.3%</u>	<u>219,310</u>	<u>18,350,730</u>	<u>6.1%</u>	<u>1,062,181</u>

SANTA CRUZ METROPOLITAN TRANSIT DISTRICT
Fleet Maintenance - 4100
FY19 & FY20 PRELIMINARY OPERATING BUDGET

ACCOUNT	Jun-17	Mar-18	% CHANGE	\$ CHANGE	Mar-18	% CHANGE	\$ CHANGE
	BUDGET FY18	BUDGET FY19	BUDG FY18 BUDG FY19	BUDG FY18 BUDG FY19	BUDGET FY20	BUDG FY19 BUDG FY20	BUDG FY19 BUDG FY20
LABOR							
501011 Bus Operator Pay	-	-	0.0%	-	-	0.0%	-
501013 Bus Operator OT	-	-	0.0%	-	-	0.0%	-
501021 Other Salaries	2,058,469	2,140,841	4.0%	82,372	2,185,744	2.1%	44,903
501023 Other OT	118,778	142,850	20.3%	24,072	145,846	2.1%	2,996
Totals	2,177,247	2,283,691	4.9%	106,444	2,331,590	2.1%	47,899
FRINGE BENEFITS							
502011 Medicare/Soc. Sec.	38,665	40,336	4.3%	1,671	41,167	2.1%	831
502021 Retirement	606,365	707,314	16.6%	100,950	799,900	13.1%	92,586
502031 Medical Ins	933,940	917,096	-1.8%	(16,843)	960,298	4.7%	43,201
502041 Dental Ins	58,421	58,269	-0.3%	(153)	60,017	3.0%	1,748
502045 Vision Ins	12,531	11,985	-4.4%	(546)	12,345	3.0%	360
502051 Life Ins/AD&D	3,936	4,123	4.7%	187	4,246	3.0%	124
502060 State Disability Ins (SDI)	23,691	28,436	20.0%	4,745	29,861	5.0%	1,425
502061 Long Term Disability Ins	18,571	17,733	-4.5%	(837)	18,936	6.8%	1,202
502071 State Unemployment Ins (SUI)	6,650	7,030	5.7%	380	7,458	6.1%	428
502081 Worker's Comp Ins	104,162	107,287	3.0%	3,125	110,505	3.0%	3,218
502101 Holiday Pay	78,392	81,198	3.6%	2,806	82,870	2.1%	1,672
502103 Floating Holiday	9,681	10,004	3.3%	323	10,503	5.0%	499
502109 Sick Leave	117,588	121,797	3.6%	4,209	124,305	2.1%	2,508
502111 Annual Leave	265,246	266,067	0.3%	821	270,423	1.6%	4,357
502121 Other Paid Absence	18,373	19,031	3.6%	658	19,423	2.1%	392
502251 Phys. Exams	1,910	1,900	-0.5%	(10)	1,900	0.0%	-
502253 Driver Lic Renewal	412	250	-39.3%	(162)	250	0.0%	-
502999 Other Fringe Benefits	4,957	4,985	0.6%	28	5,017	0.7%	33
Totals	2,303,491	2,404,841	4.4%	101,350	2,559,423	6.4%	154,582

Attachment A

SANTA CRUZ METROPOLITAN TRANSIT DISTRICT FY19 & FY20 PRELIMINARY OPERATING BUDGET Fleet Maintenance - 4100

ACCOUNT	Jun-17	Mar-18	% CHANGE	\$ CHANGE	Mar-18	% CHANGE	\$ CHANGE	BUDG FY19	BUDG FY20
	BUDGET FY18	BUDGET FY19	BUDG FY18 BUDG FY19	BUDG FY18 BUDG FY19	BUDGET FY20	BUDG FY19 BUDG FY20	BUDG FY18 BUDG FY19	BUDG FY19	BUDG FY20
SERVICES									
503011 Accting/Audit Fees	-	-	0.0%	-	-	0.0%	-	-	-
503012 Admin/Bank Fees	-	-	0.0%	-	-	0.0%	-	-	-
503031 Prof/Technical Fees	50,000	40,000	-20.0%	(10,000)	-	-100.0%	(40,000)	-	-
503032 Legislative Services	-	-	0.0%	-	-	0.0%	-	-	-
503033 Legal Services	-	-	0.0%	-	-	0.0%	-	-	-
503034 Pre-Employment Exams	-	-	0.0%	-	-	0.0%	-	-	-
503041 Temp Help	-	-	0.0%	-	-	0.0%	-	-	-
503161 Custodial Services	-	-	0.0%	-	-	0.0%	-	-	-
503162 Uniforms/Laundry	15,000	16,000	6.7%	1,000	16,000	0.0%	-	-	-
503171 Security Services	-	-	0.0%	-	-	0.0%	-	-	-
503221 Classified/Legal Ads	-	-	0.0%	-	-	0.0%	-	-	-
503222 Legal Ads	-	-	0.0%	-	-	0.0%	-	-	-
503225 Graphic Services	-	-	0.0%	-	-	0.0%	-	-	-
503351 Repair - Bldg & Impr	-	-	0.0%	-	-	0.0%	-	-	-
503352 Repair - Equipment	34,500	56,000	62.3%	21,500	56,000	0.0%	-	-	-
503353 Repair - Rev Vehicle	325,000	400,000	23.1%	75,000	400,000	0.0%	-	-	-
503354 Repair - Non Rev Vehicle	30,000	33,000	10.0%	3,000	33,000	0.0%	-	-	-
503363 Haz Mat Disposal	-	-	0.0%	-	-	0.0%	-	-	-
Totals	454,500	545,000	19.9%	90,500	505,000	-7.3%	(40,000)		
MOBILE MATERIALS & SUPPLIES									
504011 Fuels & Lubricants - Non Rev Veh	60,000	60,000	0.0%	-	60,000	0.0%	-	-	-
504012 Fuels & Lubricants - Rev Veh	1,847,000	1,873,500	1.4%	26,500	1,897,000	1.3%	23,500	-	-
504021 Tires & Tubes	300,000	200,000	-33.3%	(100,000)	200,000	0.0%	-	-	-
504161 Other Mobile Supplies	-	-	0.0%	-	-	0.0%	-	-	-
504191 Rev Vehicle Parts	733,000	1,200,000	63.7%	467,000	1,200,000	0.0%	-	-	-
Totals	2,940,000	3,333,500	13.4%	393,500	3,357,000	0.7%	23,500		

Attachment A

SANTA CRUZ METROPOLITAN TRANSIT DISTRICT FY19 & FY20 PRELIMINARY OPERATING BUDGET Fleet Maintenance - 4100

ACCOUNT	Jun-17	Mar-18	% CHANGE	\$ CHANGE	Mar-18	% CHANGE	\$ CHANGE	BUDG FY19	BUDG FY20	% CHANGE	\$ CHANGE
	BUDGET FY18	BUDGET FY19	BUDG FY18 BUDG FY19	BUDG FY18 BUDG FY19	BUDGET FY20	BUDG FY18 BUDG FY19	BUDG FY18 BUDG FY19	BUDG FY19	BUDG FY20	BUDG FY19 BUDG FY20	BUDG FY19 BUDG FY20
OTHER MATERIALS & SUPPLIES											
504205 Freight Out	2,500	7,500	200.0%	5,000	7,500	0.0%	-	-	-	0.0%	-
504211 Postage & Mailing	-	-	0.0%	-	-	0.0%	-	-	-	0.0%	-
504214 Promotional Items	-	-	0.0%	-	-	0.0%	-	-	-	0.0%	-
504215 Printing	-	1,600	100.0%	1,600	1,600	0.0%	-	-	-	0.0%	-
504217 Photo Supp/Process	-	-	0.0%	-	-	0.0%	-	-	-	0.0%	-
504311 Office Supplies	1,500	1,500	0.0%	-	1,500	0.0%	-	-	-	0.0%	-
504315 Safety Supplies	4,000	9,000	125.0%	5,000	9,000	0.0%	-	-	-	0.0%	-
504317 Cleaning Supplies	10,600	6,000	-43.4%	(4,600)	6,000	0.0%	-	-	-	0.0%	-
504409 Repair/Maint Supplies	-	-	0.0%	-	-	0.0%	-	-	-	0.0%	-
504417 Tenant Repairs	-	-	0.0%	-	-	0.0%	-	-	-	0.0%	-
504421 Non-Inventory Parts	58,000	85,000	46.6%	27,000	85,000	0.0%	-	-	-	0.0%	-
504511 Small Tools	6,500	8,000	23.1%	1,500	8,000	0.0%	-	-	-	0.0%	-
504515 Employee Tool Replacement	3,000	3,000	0.0%	-	3,000	0.0%	-	-	-	0.0%	-
Totals	86,100	121,600	41.2%	35,500	121,600	0.0%	-	50,000	50,000	0.0%	-
UTILITIES											
505011 Gas & Electric	-	-	0.0%	-	-	0.0%	-	-	-	0.0%	-
505021 Water & Garbage	-	-	0.0%	-	-	0.0%	-	-	-	0.0%	-
505031 Telecommunications	50,000	50,000	0.0%	-	50,000	0.0%	-	-	-	0.0%	-
Totals	50,000	50,000	0.0%	-	50,000	0.0%	-	50,000	50,000	0.0%	-
CASUALTY & LIABILITY											
506011 Insurance - Property	-	-	0.0%	-	-	0.0%	-	-	-	0.0%	-
506015 Insurance - PL/PD	-	-	0.0%	-	-	0.0%	-	-	-	0.0%	-
506021 Insurance - Other	-	-	0.0%	-	-	0.0%	-	-	-	0.0%	-
506123 Settlement Costs	-	-	0.0%	-	-	0.0%	-	-	-	0.0%	-
506127 Repairs - District Prop	-	-	0.0%	-	-	0.0%	-	-	-	0.0%	-
Totals	-	-	0.0%	-	-	0.0%	-	-	-	0.0%	-

SANTA CRUZ METROPOLITAN TRANSIT DISTRICT
Fleet Maintenance - 4100
FY19 & FY20 PRELIMINARY OPERATING BUDGET

ACCOUNT	Jun-17	Mar-18	% CHANGE	\$ CHANGE	Mar-18	% CHANGE	\$ CHANGE
	BUDGET FY18	BUDGET FY19	BUDG FY18 BUDG FY19	BUDG FY18 BUDG FY19	BUDGET FY20	BUDG FY19 BUDG FY20	BUDG FY19 BUDG FY20
TAXES							
507051 Fuel Tax	15,000	15,000	0.0%	-	15,000	0.0%	-
507201 Licenses & Permits	-	-	0.0%	-	-	0.0%	-
507999 Other Taxes	-	-	0.0%	-	-	0.0%	-
Totals	15,000	15,000	0.0%	-	15,000	0.0%	-
PURCHASED TRANS.							
503406 Contract/Paratransit	-	-	0.0%	-	-	0.0%	-
Totals	-	-	0.0%	-	-	0.0%	-
MISC EXPENSE							
509011 Dues/Subscriptions	7,000	7,000	0.0%	-	7,000	0.0%	-
509081 Advertising - District Promo	-	-	0.0%	-	-	0.0%	-
509101 Employee Incentive Program	-	-	0.0%	-	-	0.0%	-
509121 Employee Training	6,400	116,500	1720.3%	110,100	6,500	-94.4%	(110,000)
509122 BOD Travel	-	-	0.0%	-	-	0.0%	-
509123 Travel	3,680	5,000	35.9%	1,320	5,000	0.0%	-
509125 Local Meeting Expense	-	-	0.0%	-	-	0.0%	-
509127 Board Director Fees	-	-	0.0%	-	-	0.0%	-
509150 Contributions	-	-	0.0%	-	-	0.0%	-
509198 Cash Over/Short	-	-	0.0%	-	-	0.0%	-
509999 Other Misc Expense	-	-	0.0%	-	-	0.0%	-
Totals	17,080	128,500	652.3%	111,420	18,500	-85.6%	(110,000)
LEASES & RENTALS							
512011 Facility Lease	-	-	0.0%	-	-	0.0%	-
512061 Equipment Rental	225	-	-100.0%	(225)	-	0.0%	-
Totals	225	-	-100.0%	(225)	-	0.0%	-
PERSONNEL TOTAL	4,480,738	4,688,532	4.6%	207,794	4,891,013	4.3%	202,481
NON-PERSONNEL TOTAL	3,562,905	4,193,600	17.7%	630,695	4,067,100	-3.0%	(126,500)
DEPARTMENT TOTALS	8,043,643	8,882,132	10.4%	838,489	8,958,113	0.9%	75,981

**SANTA CRUZ METROPOLITAN TRANSIT DISTRICT
 FY19 & FY20 PRELIMINARY OPERATING BUDGET
 COBRA Benefits - 9001**

ACCOUNT	Jun-17	Mar-18	% CHANGE	\$ CHANGE	Mar-18	% CHANGE	\$ CHANGE
	BUDGET FY18	BUDGET FY19	BUDG FY18 BUDG FY19	BUDG FY18 BUDG FY19	BUDGET FY20	BUDG FY19 BUDG FY20	BUDG FY19 BUDG FY20
LABOR							
501011 Bus Operator Pay	-	-	0.0%	-	-	0.0%	-
501013 Bus Operator OT	-	-	0.0%	-	-	0.0%	-
501021 Other Salaries	-	-	0.0%	-	-	0.0%	-
501023 Other OT	-	-	0.0%	-	-	0.0%	-
Totals	-	-	0.0%	-	-	0.0%	-
FRINGE BENEFITS							
502011 Medicare/Soc. Sec.	-	-	0.0%	-	-	0.0%	-
502021 Retirement	-	-	0.0%	-	-	0.0%	-
502031 Medical Ins	-	-	0.0%	-	-	0.0%	-
502041 Dental Ins	-	-	0.0%	-	-	0.0%	-
502045 Vision Ins	-	-	0.0%	-	-	0.0%	-
502051 Life Ins/AD&D	-	-	0.0%	-	-	0.0%	-
502060 State Disability Ins (SDI)	-	-	0.0%	-	-	0.0%	-
502061 Long Term Disability Ins	-	-	0.0%	-	-	0.0%	-
502071 State Unemployment Ins (SUI)	-	-	0.0%	-	-	0.0%	-
502081 Worker's Comp Ins	-	-	0.0%	-	-	0.0%	-
502101 Holiday Pay	-	-	0.0%	-	-	0.0%	-
502103 Floating Holiday	-	-	0.0%	-	-	0.0%	-
502109 Sick Leave	-	-	0.0%	-	-	0.0%	-
502111 Annual Leave	-	-	0.0%	-	-	0.0%	-
502121 Other Paid Absence	-	-	0.0%	-	-	0.0%	-
502251 Phys. Exams	-	-	0.0%	-	-	0.0%	-
502253 Driver Lic Renewal	-	-	0.0%	-	-	0.0%	-
502999 Other Fringe Benefits	-	-	0.0%	-	-	0.0%	-
Totals	-	-	0.0%	-	-	0.0%	-

Attachment A

SANTA CRUZ METROPOLITAN TRANSIT DISTRICT FY19 & FY20 PRELIMINARY OPERATING BUDGET COBRA Benefits - 9001

ACCOUNT	Jun-17	Mar-18	% CHANGE		\$ CHANGE		% CHANGE		\$ CHANGE	
	BUDGET FY18	BUDGET FY19	BUDG FY18	BUDG FY19	BUDG FY18	BUDG FY19	BUDG FY18	BUDG FY19	BUDG FY18	BUDG FY19
SERVICES										
503011	-	-	0.0%	0.0%	-	-	0.0%	0.0%	-	-
503012	-	-	0.0%	0.0%	-	-	0.0%	0.0%	-	-
503031	-	-	0.0%	0.0%	-	-	0.0%	0.0%	-	-
503032	-	-	0.0%	0.0%	-	-	0.0%	0.0%	-	-
503033	-	-	0.0%	0.0%	-	-	0.0%	0.0%	-	-
503034	-	-	0.0%	0.0%	-	-	0.0%	0.0%	-	-
503041	-	-	0.0%	0.0%	-	-	0.0%	0.0%	-	-
503161	-	-	0.0%	0.0%	-	-	0.0%	0.0%	-	-
503162	-	-	0.0%	0.0%	-	-	0.0%	0.0%	-	-
503171	-	-	0.0%	0.0%	-	-	0.0%	0.0%	-	-
503221	-	-	0.0%	0.0%	-	-	0.0%	0.0%	-	-
503222	-	-	0.0%	0.0%	-	-	0.0%	0.0%	-	-
503225	-	-	0.0%	0.0%	-	-	0.0%	0.0%	-	-
503351	-	-	0.0%	0.0%	-	-	0.0%	0.0%	-	-
503352	-	-	0.0%	0.0%	-	-	0.0%	0.0%	-	-
503353	-	-	0.0%	0.0%	-	-	0.0%	0.0%	-	-
503354	-	-	0.0%	0.0%	-	-	0.0%	0.0%	-	-
503363	-	-	0.0%	0.0%	-	-	0.0%	0.0%	-	-
Totals	-	-	0.0%	0.0%	-	-	0.0%	0.0%	-	-
MOBILE MATERIALS & SUPPLIES										
504011	-	-	0.0%	0.0%	-	-	0.0%	0.0%	-	-
504012	-	-	0.0%	0.0%	-	-	0.0%	0.0%	-	-
504021	-	-	0.0%	0.0%	-	-	0.0%	0.0%	-	-
504161	-	-	0.0%	0.0%	-	-	0.0%	0.0%	-	-
504191	-	-	0.0%	0.0%	-	-	0.0%	0.0%	-	-
Totals	-	-	0.0%	0.0%	-	-	0.0%	0.0%	-	-

Attachment A

SANTA CRUZ METROPOLITAN TRANSIT DISTRICT FY19 & FY20 PRELIMINARY OPERATING BUDGET COBRA Benefits - 9001

ACCOUNT	Jun-17		Mar-18		% CHANGE		\$ CHANGE		% CHANGE		\$ CHANGE	
	BUDGET	BUDGET	BUDGET	BUDGET	BUDG	BUDG	BUDG	BUDG	BUDG	BUDG	BUDG	BUDG
	FY18	FY19	FY18	FY19	FY18	FY19	FY18	FY19	FY18	FY19	FY18	FY19
OTHER MATERIALS & SUPPLIES												
504205 Freight Out	-	-	0.0%	0.0%	-	-	-	-	0.0%	0.0%	-	-
504211 Postage & Mailing	-	-	0.0%	0.0%	-	-	-	-	0.0%	0.0%	-	-
504214 Promotional Items	-	-	0.0%	0.0%	-	-	-	-	0.0%	0.0%	-	-
504215 Printing	-	-	0.0%	0.0%	-	-	-	-	0.0%	0.0%	-	-
504217 Photo Supp/Process	-	-	0.0%	0.0%	-	-	-	-	0.0%	0.0%	-	-
504311 Office Supplies	-	-	0.0%	0.0%	-	-	-	-	0.0%	0.0%	-	-
504315 Safety Supplies	-	-	0.0%	0.0%	-	-	-	-	0.0%	0.0%	-	-
504317 Cleaning Supplies	-	-	0.0%	0.0%	-	-	-	-	0.0%	0.0%	-	-
504409 Repair/Maint Supplies	-	-	0.0%	0.0%	-	-	-	-	0.0%	0.0%	-	-
504417 Tenant Repairs	-	-	0.0%	0.0%	-	-	-	-	0.0%	0.0%	-	-
504421 Non-Inventory Parts	-	-	0.0%	0.0%	-	-	-	-	0.0%	0.0%	-	-
504511 Small Tools	-	-	0.0%	0.0%	-	-	-	-	0.0%	0.0%	-	-
504515 Employee Tool Replacement	-	-	0.0%	0.0%	-	-	-	-	0.0%	0.0%	-	-
Totals	-	-	0.0%	0.0%	-	-	-	-	0.0%	0.0%	-	-
UTILITIES												
505011 Gas & Electric	-	-	0.0%	0.0%	-	-	-	-	0.0%	0.0%	-	-
505021 Water & Garbage	-	-	0.0%	0.0%	-	-	-	-	0.0%	0.0%	-	-
505031 Telecommunications	-	-	0.0%	0.0%	-	-	-	-	0.0%	0.0%	-	-
Totals	-	-	0.0%	0.0%	-	-	-	-	0.0%	0.0%	-	-
CASUALTY & LIABILITY												
506011 Insurance - Property	-	-	0.0%	0.0%	-	-	-	-	0.0%	0.0%	-	-
506015 Insurance - PL/PD	-	-	0.0%	0.0%	-	-	-	-	0.0%	0.0%	-	-
506021 Insurance - Other	-	-	0.0%	0.0%	-	-	-	-	0.0%	0.0%	-	-
506123 Settlement Costs	-	-	0.0%	0.0%	-	-	-	-	0.0%	0.0%	-	-
506127 Repairs - District Prop	-	-	0.0%	0.0%	-	-	-	-	0.0%	0.0%	-	-
Totals	-	-	0.0%	0.0%	-	-	-	-	0.0%	0.0%	-	-

**SANTA CRUZ METROPOLITAN TRANSIT DISTRICT
FY19 & FY20 PRELIMINARY OPERATING BUDGET**
COBRA Benefits - 9001

ACCOUNT	Jun-17	Mar-18	% CHANGE	\$ CHANGE	Mar-18	% CHANGE	\$ CHANGE	BUDG FY19	BUDG FY20
	BUDGET FY18	BUDGET FY19	BUDG FY18 BUDG FY19	BUDG FY18 BUDG FY19	BUDGET FY20	BUDG FY19 BUDG FY20	BUDG FY18 BUDG FY19	BUDG FY19	BUDG FY20
TAXES									
507051 Fuel Tax	-	-	0.0%	-	-	0.0%	-	-	-
507201 Licenses & Permits	-	-	0.0%	-	-	0.0%	-	-	-
507999 Other Taxes	-	-	0.0%	-	-	0.0%	-	-	-
Totals	-	-	0.0%	-	-	0.0%	-	-	-
PURCHASED TRANS.									
503406 Contract/Paratransit	-	-	0.0%	-	-	0.0%	-	-	-
Totals	-	-	0.0%	-	-	0.0%	-	-	-
MISC EXPENSE									
509011 Dues/Subscriptions	-	-	0.0%	-	-	0.0%	-	-	-
509081 Advertising - District Promo	-	-	0.0%	-	-	0.0%	-	-	-
509101 Employee Incentive Program	-	-	0.0%	-	-	0.0%	-	-	-
509121 Employee Training	-	-	0.0%	-	-	0.0%	-	-	-
509122 BOD Travel	-	-	0.0%	-	-	0.0%	-	-	-
509123 Travel	-	-	0.0%	-	-	0.0%	-	-	-
509125 Local Meeting Expense	-	-	0.0%	-	-	0.0%	-	-	-
509127 Board Director Fees	-	-	0.0%	-	-	0.0%	-	-	-
509150 Contributions	-	-	0.0%	-	-	0.0%	-	-	-
509198 Cash Over/Short	-	-	0.0%	-	-	0.0%	-	-	-
509999 Other Misc Expense	-	-	0.0%	-	-	0.0%	-	-	-
Totals	-	-	0.0%	-	-	0.0%	-	-	-
LEASES & RENTALS									
512011 Facility Lease	-	-	0.0%	-	-	0.0%	-	-	-
512061 Equipment Rental	-	-	0.0%	-	-	0.0%	-	-	-
Totals	-	-	0.0%	-	-	0.0%	-	-	-
PERSONNEL TOTAL	-	-	0.0%	-	-	0.0%	-	-	-
NON-PERSONNEL TOTAL	-	-	0.0%	-	-	0.0%	-	-	-
DEPARTMENT TOTALS	-	-	0.0%	-	-	0.0%	-	-	-

SANTA CRUZ METROPOLITAN TRANSIT DISTRICT
FY19 & FY20 PRELIMINARY OPERATING BUDGET
 Retired Employee Benefits - 9005

ACCOUNT	Jun-17		Mar-18		% CHANGE		\$ CHANGE		% CHANGE		\$ CHANGE	
	BUDGET	FY18	BUDGET	FY19	BUDG	BUDG	BUDG	BUDG	BUDG	BUDG	BUDG	BUDG
	FY18	FY19	FY18	FY19	FY18	FY19	FY18	FY19	FY18	FY19	FY18	FY19
LABOR												
501011 Bus Operator Pay	-	-	-	-	0.0%	0.0%	-	-	0.0%	0.0%	-	-
501013 Bus Operator OT	-	-	-	-	0.0%	0.0%	-	-	0.0%	0.0%	-	-
501021 Other Salaries	-	-	-	-	0.0%	0.0%	-	-	0.0%	0.0%	-	-
501023 Other OT	-	-	-	-	0.0%	0.0%	-	-	0.0%	0.0%	-	-
Totals	-	-	-	-	0.0%	0.0%	-	-	0.0%	0.0%	-	-
FRINGE BENEFITS												
502011 Medicare/Soc. Sec.	-	-	-	-	0.0%	0.0%	-	-	0.0%	0.0%	-	-
502021 Retirement	-	-	-	-	0.0%	0.0%	-	-	0.0%	0.0%	-	-
502031 Medical Ins	3,201,976	2,941,179	-	-	-8.1%	-	(260,798)	3,088,238	5.0%	-	147,059	-
502041 Dental Ins	78,000	103,816	-	-	33.1%	25,816	106,930	3.0%	-	3,114	-	-
502045 Vision Ins	25,578	26,345	-	-	3.0%	767	27,136	3.0%	-	790	-	-
502051 Life Ins/AD&D	6,699	6,798	-	-	1.5%	99	7,002	3.0%	-	204	-	-
502060 State Disability Ins (SDI)	-	-	-	-	0.0%	-	-	-	0.0%	-	-	-
502061 Long Term Disability Ins	-	-	-	-	0.0%	-	-	-	0.0%	-	-	-
502071 State Unemployment Ins (SUI)	-	-	-	-	0.0%	-	-	-	0.0%	-	-	-
502081 Worker's Comp Ins	-	-	-	-	0.0%	-	-	-	0.0%	-	-	-
502101 Holiday Pay	-	-	-	-	0.0%	-	-	-	0.0%	-	-	-
502103 Floating Holiday	-	-	-	-	0.0%	-	-	-	0.0%	-	-	-
502109 Sick Leave	-	-	-	-	0.0%	-	-	-	0.0%	-	-	-
502111 Annual Leave	-	-	-	-	0.0%	-	-	-	0.0%	-	-	-
502121 Other Paid Absence	-	-	-	-	0.0%	-	-	-	0.0%	-	-	-
502251 Phys. Exams	-	-	-	-	0.0%	-	-	-	0.0%	-	-	-
502253 Driver Lic Renewal	-	-	-	-	0.0%	-	-	-	0.0%	-	-	-
502999 Other Fringe Benefits	6,255	4,374	-	-	-30.1%	(1,881)	4,593	5.0%	-	219	-	-
Totals	3,318,508	3,082,512	3,082,512	3,233,898	-7.1%	(235,996)	3,233,898	4.9%	151,386			

Attachment A

SANTA CRUZ METROPOLITAN TRANSIT DISTRICT FY19 & FY20 PRELIMINARY OPERATING BUDGET

Retired Employee Benefits - 9005

ACCOUNT	Jun-17	Mar-18	% CHANGE	\$ CHANGE	Mar-18	% CHANGE	\$ CHANGE	BUDG FY19	BUDG FY20	% CHANGE	\$ CHANGE	
	BUDGET FY18	BUDGET FY19	BUDG FY18 BUDG FY19	BUDG FY18 BUDG FY19	BUDGET FY20	BUDG FY19 BUDG FY20	BUDG FY19 BUDG FY20	BUDG FY19	BUDG FY20	BUDG FY19 BUDG FY20	BUDG FY19 BUDG FY20	
SERVICES												
503011	-	-	0.0%	-	-	0.0%	-	-	-	0.0%	-	
503012	-	-	0.0%	-	-	0.0%	-	-	-	0.0%	-	
503031	-	-	0.0%	-	-	0.0%	-	-	-	0.0%	-	
503032	-	-	0.0%	-	-	0.0%	-	-	-	0.0%	-	
503033	-	-	0.0%	-	-	0.0%	-	-	-	0.0%	-	
503034	-	-	0.0%	-	-	0.0%	-	-	-	0.0%	-	
503041	-	-	0.0%	-	-	0.0%	-	-	-	0.0%	-	
503161	-	-	0.0%	-	-	0.0%	-	-	-	0.0%	-	
503162	-	-	0.0%	-	-	0.0%	-	-	-	0.0%	-	
503171	-	-	0.0%	-	-	0.0%	-	-	-	0.0%	-	
503221	-	-	0.0%	-	-	0.0%	-	-	-	0.0%	-	
503222	-	-	0.0%	-	-	0.0%	-	-	-	0.0%	-	
503225	-	-	0.0%	-	-	0.0%	-	-	-	0.0%	-	
503351	-	-	0.0%	-	-	0.0%	-	-	-	0.0%	-	
503352	-	-	0.0%	-	-	0.0%	-	-	-	0.0%	-	
503353	-	-	0.0%	-	-	0.0%	-	-	-	0.0%	-	
503354	-	-	0.0%	-	-	0.0%	-	-	-	0.0%	-	
503363	-	-	0.0%	-	-	0.0%	-	-	-	0.0%	-	
Totals	-	-	0.0%	-	-	0.0%	-	-	-	0.0%	-	
MOBILE MATERIALS & SUPPLIES												
504011	-	-	0.0%	-	-	0.0%	-	-	-	0.0%	-	
504012	-	-	0.0%	-	-	0.0%	-	-	-	0.0%	-	
504021	-	-	0.0%	-	-	0.0%	-	-	-	0.0%	-	
504161	-	-	0.0%	-	-	0.0%	-	-	-	0.0%	-	
504191	-	-	0.0%	-	-	0.0%	-	-	-	0.0%	-	
Totals	-	-	0.0%	-	-	0.0%	-	-	-	0.0%	-	

Attachment A

SANTA CRUZ METROPOLITAN TRANSIT DISTRICT FY19 & FY20 PRELIMINARY OPERATING BUDGET Retired Employee Benefits - 9005

ACCOUNT	Jun-17		Mar-18		% CHANGE		\$ CHANGE		Mar-18		% CHANGE		\$ CHANGE	
	BUDGET	FY18	BUDGET	FY19	BUDG	BUDG	FY18	FY19	BUDGET	FY20	BUDG	BUDG	FY19	FY20
OTHER MATERIALS & SUPPLIES														
504205 Freight Out	-	-	-	-	0.0%	0.0%	-	-	-	-	0.0%	0.0%	-	-
504211 Postage & Mailing	-	-	-	-	0.0%	0.0%	-	-	-	-	0.0%	0.0%	-	-
504214 Promotional Items	-	-	-	-	0.0%	0.0%	-	-	-	-	0.0%	0.0%	-	-
504215 Printing	-	-	-	-	0.0%	0.0%	-	-	-	-	0.0%	0.0%	-	-
504217 Photo Supp/Process	-	-	-	-	0.0%	0.0%	-	-	-	-	0.0%	0.0%	-	-
504311 Office Supplies	-	-	-	-	0.0%	0.0%	-	-	-	-	0.0%	0.0%	-	-
504315 Safety Supplies	-	-	-	-	0.0%	0.0%	-	-	-	-	0.0%	0.0%	-	-
504317 Cleaning Supplies	-	-	-	-	0.0%	0.0%	-	-	-	-	0.0%	0.0%	-	-
504409 Repair/Maint Supplies	-	-	-	-	0.0%	0.0%	-	-	-	-	0.0%	0.0%	-	-
504417 Tenant Repairs	-	-	-	-	0.0%	0.0%	-	-	-	-	0.0%	0.0%	-	-
504421 Non-Inventory Parts	-	-	-	-	0.0%	0.0%	-	-	-	-	0.0%	0.0%	-	-
504511 Small Tools	-	-	-	-	0.0%	0.0%	-	-	-	-	0.0%	0.0%	-	-
504515 Employee Tool Replacement	-	-	-	-	0.0%	0.0%	-	-	-	-	0.0%	0.0%	-	-
Totals	-	-	-	-	0.0%	0.0%	-	-	-	-	0.0%	0.0%	-	-
UTILITIES														
505011 Gas & Electric	-	-	-	-	0.0%	0.0%	-	-	-	-	0.0%	0.0%	-	-
505021 Water & Garbage	-	-	-	-	0.0%	0.0%	-	-	-	-	0.0%	0.0%	-	-
505031 Telecommunications	-	-	-	-	0.0%	0.0%	-	-	-	-	0.0%	0.0%	-	-
Totals	-	-	-	-	0.0%	0.0%	-	-	-	-	0.0%	0.0%	-	-
CASUALTY & LIABILITY														
506011 Insurance - Property	-	-	-	-	0.0%	0.0%	-	-	-	-	0.0%	0.0%	-	-
506015 Insurance - PL/PD	-	-	-	-	0.0%	0.0%	-	-	-	-	0.0%	0.0%	-	-
506021 Insurance - Other	-	-	-	-	0.0%	0.0%	-	-	-	-	0.0%	0.0%	-	-
506123 Settlement Costs	-	-	-	-	0.0%	0.0%	-	-	-	-	0.0%	0.0%	-	-
506127 Repairs - District Prop	-	-	-	-	0.0%	0.0%	-	-	-	-	0.0%	0.0%	-	-
Totals	-	-	-	-	0.0%	0.0%	-	-	-	-	0.0%	0.0%	-	-

**SANTA CRUZ METROPOLITAN TRANSIT DISTRICT
FY19 & FY20 PRELIMINARY OPERATING BUDGET**

Retired Employee Benefits - 9005

ACCOUNT	Jun-17		Mar-18		% CHANGE		\$ CHANGE		% CHANGE		\$ CHANGE	
	BUDGET FY18	BUDGET FY19	BUDGET FY18	BUDGET FY19	BUDG FY18	BUDG FY19	BUDG FY18	BUDG FY19	BUDG FY18	BUDG FY19	BUDG FY18	BUDG FY19
TAXES												
507051 Fuel Tax	-	-	-	0.0%	-	-	-	0.0%	-	-	-	0.0%
507201 Licenses & Permits	-	-	-	0.0%	-	-	-	0.0%	-	-	-	0.0%
507999 Other Taxes	-	-	-	0.0%	-	-	-	0.0%	-	-	-	0.0%
Totals	-	-	-	0.0%	-	-	-	0.0%	-	-	-	0.0%
PURCHASED TRANS.												
503406 Contract/Paratransit	-	-	-	0.0%	-	-	-	0.0%	-	-	-	0.0%
Totals	-	-	-	0.0%	-	-	-	0.0%	-	-	-	0.0%
MISC EXPENSE												
509011 Dues/Subscriptions	-	-	-	0.0%	-	-	-	0.0%	-	-	-	0.0%
509081 Advertising - District Promo	-	-	-	0.0%	-	-	-	0.0%	-	-	-	0.0%
509101 Employee Incentive Program	-	-	-	0.0%	-	-	-	0.0%	-	-	-	0.0%
509121 Employee Training	-	-	-	0.0%	-	-	-	0.0%	-	-	-	0.0%
509122 BOD Travel	-	-	-	0.0%	-	-	-	0.0%	-	-	-	0.0%
509123 Travel	-	-	-	0.0%	-	-	-	0.0%	-	-	-	0.0%
509125 Local Meeting Expense	-	-	-	0.0%	-	-	-	0.0%	-	-	-	0.0%
509127 Board Director Fees	-	-	-	0.0%	-	-	-	0.0%	-	-	-	0.0%
509150 Contributions	-	-	-	0.0%	-	-	-	0.0%	-	-	-	0.0%
509198 Cash Over/Short	-	-	-	0.0%	-	-	-	0.0%	-	-	-	0.0%
509999 Other Misc Expense	-	-	-	0.0%	-	-	-	0.0%	-	-	-	0.0%
Totals	-	-	-	0.0%	-	-	-	0.0%	-	-	-	0.0%
LEASES & RENTALS												
512011 Facility Lease	-	-	-	0.0%	-	-	-	0.0%	-	-	-	0.0%
512061 Equipment Rental	-	-	-	0.0%	-	-	-	0.0%	-	-	-	0.0%
Totals	-	-	-	0.0%	-	-	-	0.0%	-	-	-	0.0%
PERSONNEL TOTAL	3,318,508	3,082,512	-7.1%	(235,996)	3,233,898	4.9%	151,386					
NON-PERSONNEL TOTAL	-	-	0.0%	-	-	0.0%	-					
DEPARTMENT TOTALS	<u>3,318,508</u>	<u>3,082,512</u>	<u>-7.1%</u>	<u>(235,996)</u>	<u>3,233,898</u>	<u>4.9%</u>	<u>151,386</u>					

SANTA CRUZ METROPOLITAN TRANSIT DISTRICT
 FY19 & FY20 PRELIMINARY OPERATING BUDGET
 SCCIC - 700

ACCOUNT	Jun-17	Mar-18	% CHANGE	\$ CHANGE	Mar-18	% CHANGE	\$ CHANGE
	BUDGET FY18	BUDGET FY19	BUDG FY18 BUDG FY19	BUDG FY18 BUDG FY19	BUDGET FY20	BUDG FY19 BUDG FY20	BUDG FY19 BUDG FY20
LABOR							
501011 Bus Operator Pay	-	-	0.0%	-	-	0.0%	-
501013 Bus Operator OT	-	-	0.0%	-	-	0.0%	-
501021 Other Salaries	-	-	0.0%	-	-	0.0%	-
501023 Other OT	-	-	0.0%	-	-	0.0%	-
Totals	-	-	0.0%	-	-	0.0%	-
FRINGE BENEFITS							
502011 Medicare/Soc. Sec.	-	-	0.0%	-	-	0.0%	-
502021 Retirement	-	-	0.0%	-	-	0.0%	-
502031 Medical Ins	-	-	0.0%	-	-	0.0%	-
502041 Dental Ins	-	-	0.0%	-	-	0.0%	-
502045 Vision Ins	-	-	0.0%	-	-	0.0%	-
502051 Life Ins/AD&D	-	-	0.0%	-	-	0.0%	-
502060 State Disability Ins (SDI)	-	-	0.0%	-	-	0.0%	-
502061 Long Term Disability Ins	-	-	0.0%	-	-	0.0%	-
502071 State Unemployment Ins (SUI)	-	-	0.0%	-	-	0.0%	-
502081 Worker's Comp Ins	-	-	0.0%	-	-	0.0%	-
502101 Holiday Pay	-	-	0.0%	-	-	0.0%	-
502103 Floating Holiday	-	-	0.0%	-	-	0.0%	-
502109 Sick Leave	-	-	0.0%	-	-	0.0%	-
502111 Annual Leave	-	-	0.0%	-	-	0.0%	-
502121 Other Paid Absence	-	-	0.0%	-	-	0.0%	-
502251 Phys. Exams	-	-	0.0%	-	-	0.0%	-
502253 Driver Lic Renewal	-	-	0.0%	-	-	0.0%	-
502999 Other Fringe Benefits	-	-	0.0%	-	-	0.0%	-
Totals	-	-	0.0%	-	-	0.0%	-

Attachment A

SANTA CRUZ METROPOLITAN TRANSIT DISTRICT FY19 & FY20 PRELIMINARY OPERATING BUDGET SCCIC - 700

ACCOUNT	Jun-17		Mar-18		% CHANGE		\$ CHANGE		% CHANGE		\$ CHANGE	
	BUDGET	BUDGET	BUDGET	BUDGET	BUDG FY18	BUDG FY19	BUDG FY18	BUDG FY19	BUDG FY19	BUDG FY20	BUDG FY19	BUDG FY20
SERVICES												
503011	250	250	250	250	0.0%	0.0%	-	-	0.0%	0.0%	-	-
503012	-	-	-	-	0.0%	0.0%	-	-	0.0%	0.0%	-	-
503031	-	-	-	-	0.0%	0.0%	-	-	0.0%	0.0%	-	-
503032	-	-	-	-	0.0%	0.0%	-	-	0.0%	0.0%	-	-
503033	-	-	-	-	0.0%	0.0%	-	-	0.0%	0.0%	-	-
503034	-	-	-	-	0.0%	0.0%	-	-	0.0%	0.0%	-	-
503041	-	-	-	-	0.0%	0.0%	-	-	0.0%	0.0%	-	-
503161	-	-	-	-	0.0%	0.0%	-	-	0.0%	0.0%	-	-
503162	-	-	-	-	0.0%	0.0%	-	-	0.0%	0.0%	-	-
503171	-	-	-	-	0.0%	0.0%	-	-	0.0%	0.0%	-	-
503221	-	-	-	-	0.0%	0.0%	-	-	0.0%	0.0%	-	-
503222	-	-	-	-	0.0%	0.0%	-	-	0.0%	0.0%	-	-
503225	-	-	-	-	0.0%	0.0%	-	-	0.0%	0.0%	-	-
503351	-	-	-	-	0.0%	0.0%	-	-	0.0%	0.0%	-	-
503352	-	-	-	-	0.0%	0.0%	-	-	0.0%	0.0%	-	-
503353	-	-	-	-	0.0%	0.0%	-	-	0.0%	0.0%	-	-
503354	-	-	-	-	0.0%	0.0%	-	-	0.0%	0.0%	-	-
503363	-	-	-	-	0.0%	0.0%	-	-	0.0%	0.0%	-	-
Totals	250	250	250	250	0.0%	0.0%	-	-	0.0%	0.0%	-	-
MOBILE MATERIALS & SUPPLIES												
504011	-	-	-	-	0.0%	0.0%	-	-	0.0%	0.0%	-	-
504012	-	-	-	-	0.0%	0.0%	-	-	0.0%	0.0%	-	-
504021	-	-	-	-	0.0%	0.0%	-	-	0.0%	0.0%	-	-
504161	-	-	-	-	0.0%	0.0%	-	-	0.0%	0.0%	-	-
504191	-	-	-	-	0.0%	0.0%	-	-	0.0%	0.0%	-	-
Totals	-	-	-	-	0.0%	0.0%	-	-	0.0%	0.0%	-	-

Attachment A

SANTA CRUZ METROPOLITAN TRANSIT DISTRICT FY19 & FY20 PRELIMINARY OPERATING BUDGET SCCIC - 700

ACCOUNT	Jun-17		Mar-18		% CHANGE		\$ CHANGE		% CHANGE		\$ CHANGE	
	BUDGET	FY18	BUDGET	FY19	BUDG	BUDG	BUDG	BUDG	BUDG	BUDG	BUDG	BUDG
					FY18	FY19	FY18	FY19	FY18	FY19	FY18	FY19
OTHER MATERIALS & SUPPLIES												
504205	-	-	-	-	0.0%	0.0%	-	-	0.0%	0.0%	-	-
504211	-	-	-	-	0.0%	0.0%	-	-	0.0%	0.0%	-	-
504214	-	-	-	-	0.0%	0.0%	-	-	0.0%	0.0%	-	-
504215	-	-	-	-	0.0%	0.0%	-	-	0.0%	0.0%	-	-
504217	-	-	-	-	0.0%	0.0%	-	-	0.0%	0.0%	-	-
504311	-	-	-	-	0.0%	0.0%	-	-	0.0%	0.0%	-	-
504315	-	-	-	-	0.0%	0.0%	-	-	0.0%	0.0%	-	-
504317	-	-	-	-	0.0%	0.0%	-	-	0.0%	0.0%	-	-
504409	-	-	-	-	0.0%	0.0%	-	-	0.0%	0.0%	-	-
504417	-	-	-	-	0.0%	0.0%	-	-	0.0%	0.0%	-	-
504421	-	-	-	-	0.0%	0.0%	-	-	0.0%	0.0%	-	-
504511	-	-	-	-	0.0%	0.0%	-	-	0.0%	0.0%	-	-
504515	-	-	-	-	0.0%	0.0%	-	-	0.0%	0.0%	-	-
Totals	-	-	-	-	0.0%	0.0%	-	-	0.0%	0.0%	-	-
UTILITIES												
505011	-	-	-	-	0.0%	0.0%	-	-	0.0%	0.0%	-	-
505021	-	-	-	-	0.0%	0.0%	-	-	0.0%	0.0%	-	-
505031	-	-	-	-	0.0%	0.0%	-	-	0.0%	0.0%	-	-
Totals	-	-	-	-	0.0%	0.0%	-	-	0.0%	0.0%	-	-
CASUALTY & LIABILITY												
506011	-	-	-	-	0.0%	0.0%	-	-	0.0%	0.0%	-	-
506015	-	-	-	-	0.0%	0.0%	-	-	0.0%	0.0%	-	-
506021	-	-	-	-	0.0%	0.0%	-	-	0.0%	0.0%	-	-
506123	-	-	-	-	0.0%	0.0%	-	-	0.0%	0.0%	-	-
506127	-	-	-	-	0.0%	0.0%	-	-	0.0%	0.0%	-	-
Totals	-	-	-	-	0.0%	0.0%	-	-	0.0%	0.0%	-	-

**SANTA CRUZ METROPOLITAN TRANSIT DISTRICT
FY19 & FY20 PRELIMINARY OPERATING BUDGET**
SCCIC - 700

ACCOUNT	Jun-17	Mar-18	% CHANGE	\$ CHANGE	Mar-18	% CHANGE	\$ CHANGE	BUDG FY19	BUDG FY20	BUDG FY19	BUDG FY20
	BUDGET FY18	BUDGET FY19	BUDG FY18 BUDG FY19	BUDG FY18 BUDG FY19	BUDGET FY20	BUDG FY19 BUDG FY20	BUDG FY18 BUDG FY19	BUDG FY19	BUDG FY20	BUDG FY19	BUDG FY20
TAXES											
507051 Fuel Tax	-	-	0.0%	-	-	0.0%	-	-	-	0.0%	-
507201 Licenses & Permits	-	-	0.0%	-	-	0.0%	-	-	-	0.0%	-
507999 Other Taxes	-	-	0.0%	-	-	0.0%	-	-	-	0.0%	-
Totals	-	-	0.0%	-	-	0.0%	-	-	-	0.0%	-
PURCHASED TRANS.											
503406 Contract/Paratransit	-	-	0.0%	-	-	0.0%	-	-	-	0.0%	-
Totals	-	-	0.0%	-	-	0.0%	-	-	-	0.0%	-
MISC EXPENSE											
509011 Dues/Subscriptions	-	-	0.0%	-	-	0.0%	-	-	-	0.0%	-
509081 Advertising - District Promo	-	-	0.0%	-	-	0.0%	-	-	-	0.0%	-
509101 Employee Incentive Program	-	-	0.0%	-	-	0.0%	-	-	-	0.0%	-
509121 Employee Training	-	-	0.0%	-	-	0.0%	-	-	-	0.0%	-
509122 BOD Travel	-	-	0.0%	-	-	0.0%	-	-	-	0.0%	-
509123 Travel	-	-	0.0%	-	-	0.0%	-	-	-	0.0%	-
509125 Local Meeting Expense	-	-	0.0%	-	-	0.0%	-	-	-	0.0%	-
509127 Board Director Fees	-	-	0.0%	-	-	0.0%	-	-	-	0.0%	-
509150 Contributions	-	-	0.0%	-	-	0.0%	-	-	-	0.0%	-
509198 Cash Over/Short	-	-	0.0%	-	-	0.0%	-	-	-	0.0%	-
509999 Other Misc Expense	-	-	0.0%	-	-	0.0%	-	-	-	0.0%	-
Totals	-	-	0.0%	-	-	0.0%	-	-	-	0.0%	-
LEASES & RENTALS											
512011 Facility Lease	-	-	0.0%	-	-	0.0%	-	-	-	0.0%	-
512061 Equipment Rental	-	-	0.0%	-	-	0.0%	-	-	-	0.0%	-
Totals	-	-	0.0%	-	-	0.0%	-	-	-	0.0%	-
PERSONNEL TOTAL	-	-	0.0%	-	-	0.0%	-	-	-	0.0%	-
NON-PERSONNEL TOTAL	250	250	0.0%	-	250	0.0%	-	250	250	0.0%	-
DEPARTMENT TOTALS	250	250	0.0%	-	250	0.0%	-	250	250	0.0%	-

- THIS PAGE INTENTIONALLY LEFT BLANK -

SANTA CRUZ METROPOLITAN TRANSIT DISTRICT
FY19 PRELIMINARY CAPITAL BUDGET
AS OF MARCH 23, 2018

PROJECT/ACTIVITY	FEDERAL FUNDS	RESTRICTED	PTMISEA (1B)	RESTRICTED	PTMISEA (1B) + INT-PAC STATION/JKS/B US & BUS FAC.	CAL-OES PROP 1B - TRANSIT SECURITY	STIP	LCTOP	RESTRICTED (SB 1)	CAPITAL RESTRICTED STA	UNRESTRICTED	TOTAL
Construction Related Projects												
1 Pacific Station/Metro Center - Conceptual Design / MOU	\$ 168,822		\$ 1,901,333		\$ 1,901,333							\$ 2,112,360
2 Metrobase Project - Judy K. Souza - Operations Bldg.			\$ 266,000		\$ 3,086,247						\$ 42,205	\$ 3,559,401
Access Control - JKS					\$ 224,018							\$ 224,018
Mechanical Platform Upgrade - JKS					\$ 120,000							\$ 120,000
3 Transit Security Projects												
Cameras on Buses					\$ 967,181							\$ 967,181
Emergency Generators - Equip.					\$ 299,183							\$ 299,183
Security Cameras Install					\$ 52,421							\$ 52,421
Security Cameras Consultant					\$ 25,000							\$ 25,000
Emergency Generators - Consultant					\$ 18,147							\$ 18,147
Subtotal	\$ 168,822		\$ 266,000		\$ 4,987,580	\$ 1,705,950		\$ -	\$ -	\$ -	\$ 42,205	\$ 7,377,711
IT Projects												
4 Replace Aging Servers												
5 Phone System												
6 Wireless Microphone System-Vernon PA												
Subtotal	\$ -		\$ -		\$ -	\$ -		\$ -	\$ -	\$ -		\$ 63,000
Facilities Upgrades & Improvements												
7 Fuel Management System (FTA 5339a FY17)	\$ 180,000											\$ 180,000
8 138 Golf Club Fire Egress (FTA 5339a FY17)	\$ 97,523											\$ 97,523
9 Bus Stop & Fac Improve. (FTA 5339a FY15/16)	\$ 59,082											\$ 59,082
10 Maintenance Bldg. Structural Upgrade									\$ 30,000			\$ 30,000
11 Admin Bldg. Engineering & Renovations												
12 Repair Roof at Pacific Station (FTA 5339a FY13)	\$ 12,000									\$ 3,000		\$ 15,000
13 Relocate Mechanics Sink-Golf Club (FTA 5339a FY14)	\$ 7,638								\$ 1,910			\$ 9,548
14 Upgrade Exhaust Evac.-Golf Club (FTA 5339a FY14)	\$ 6,400								\$ 1,600			\$ 8,000
Subtotal	\$ 362,643		\$ -		\$ -	\$ -		\$ -	\$ -	\$ 3,000	\$ 20,000	\$ 419,153
Revenue Vehicle Purchases, Replacements & Campaigns												
15 Electric Bus (3) + Infra & Proj Mgmt. (FTA 5339c FY16)	\$ 3,732,074				\$ 561,332							\$ 4,844,542
16 Electric Bus (1) - Watsonville ZEB Circulator (FY15/16)					\$ 357,216			\$ 709,292				\$ 1,066,508
17 Paratraz Van Replacements (11) (FTA 5339a FY15/16)	\$ 816,000											\$ 816,000
18 CNG Bus (1) - (STBG FY17-via SCGR TC)	\$ 500,000				\$ 70,000							\$ 570,000
19 CNG Bus (1) - (FTA 5339 Rural FY16)	\$ 456,957											\$ 456,957
20 Paratraz Van Replacements (3)												
21 Year 2 - Capitalized Lease + tax - 3 New Flyer Buses						\$ 246,954						\$ 246,954
22 Mid-Life Bus Engine Overhaul (7) (FTA 5339a FY14)	\$ 132,451											\$ 132,451
23 Mid-Life Bus Engine Overhaul (4) (FTA 5339a FY17)	\$ 160,000											\$ 160,000
24 Bus Repaint Campaign (36) (FTA 5339a FY14)	\$ 105,467											\$ 105,467
25 Paratransit Vehicle - (1) (FTA 5310 FY13/14)	\$ 63,000											\$ 63,000
26 Bus Replacement Fund-FY18 STA-SGR									\$ 737,000			\$ 737,000
27 Bus Replacement Fund-FY19 STA-SGR									\$ 671,079			\$ 671,079
28 Bus Reprint Campaign (20) (FTA 5339a FY13) 8 left	\$ 23,623											\$ 23,623
Subtotal	\$ 5,989,572		\$ -		\$ 988,548	\$ -	\$ 246,954	\$ 709,292	\$ 1,408,079	\$ -	\$ 937,843	\$ 10,433,459
Transfers from Operating Budget												
29 Bus Replacement Fund-FY18 Transfer from Operating												\$ 1,140,884
30 Bus Replacement Fund-FY19 Transfer from Operating												\$ 1,316,637
Subtotal	\$ -		\$ -		\$ -	\$ -		\$ -	\$ -	\$ -	\$ -	\$ 2,457,521
												\$ 7,049,442

**SANTA CRUZ METROPOLITAN TRANSIT DISTRICT
FY19 PRELIMINARY CAPITAL BUDGET
AS OF MARCH 23, 2018**

PROJECT/ACTIVITY	RESTRICTED	FEDERAL FUNDS	PTMISEA (1B)	RESTRICTED	PTMISEA (1B) + INT-PAC STATION/JKS/BUS & BUS FAC.	CAL-OES PROP 1B - TRANSIT SECURITY	STIP	LCTOP	RESTRICTED (SB 1)	CAPITAL RESTRICTED STA	STA-SB1 & MEASURE D - XFRS FROM OPER BUDGET	UNRESTRICTED	TOTAL
Non-Revenue Vehicle Purchases & Replacements													
31 Replace High Lift Bucket Truck (FTA 5339a FY14)	\$ 75,318										\$ 18,830	\$ 3,666	\$ 97,814
32 Propane Fueled Tow Motor (FTA 5339a FY14)	\$ 46,602										\$ 11,651	\$ 1,747	\$ 60,000
Subtotal	\$ 121,920		\$ -	\$ -	\$ -	\$ -	\$ -	\$ -	\$ -	\$ -	\$ 30,481	\$ 5,413	\$ 157,814
Fleet & Maint Equipment													
33 None	\$ -		\$ -	\$ -	\$ -	\$ -	\$ -	\$ -	\$ -	\$ -	\$ -	\$ -	\$ -
Subtotal	\$ -		\$ -	\$ -	\$ -	\$ -	\$ -	\$ -	\$ -	\$ -	\$ -	\$ -	\$ -
Office Equipment													
34 Business Copy Machine-Operations	\$ -		\$ -	\$ -	\$ -	\$ -	\$ -	\$ -	\$ -	\$ -	\$ -	\$ -	\$ -
Subtotal	\$ -		\$ -	\$ -	\$ -	\$ -	\$ -	\$ -	\$ -	\$ -	\$ -	\$ -	\$ -
Misc.													
35 Ticket Vending Machine-SLV-Installation Costs										\$ 8,000	\$ 9,045	\$ -	\$ 17,045
36 Ticket Vending Machine-Cash Devices & Components												\$ 10,750	\$ 10,750
37 Misc. Emergency Capital Items \$1K to \$5K												\$ 10,000	\$ 10,000
38 Ticket Vending Machine-Software/Pin Pad Upgrade												\$ 4,250	\$ 4,250
39 Watsonville Transit Mural-(62,700 from Arts Council SC)												\$ 5,700	\$ 5,700
Subtotal	\$ -		\$ -	\$ -	\$ -	\$ -	\$ -	\$ -	\$ -	\$ 8,000	\$ 9,045	\$ 25,000	\$ 42,045
TOTAL CAPITAL PROJECTS	\$ 6,642,957		\$ 266,000	\$ 5,976,128	\$ 1,705,950	\$ 246,954	\$ 709,292	\$ 1,408,079	\$ 11,000	\$ 4,860,333	\$ 3,724,931	\$ 25,551,624	

- THIS PAGE INTENTIONALLY LEFT BLANK -

VERBAL PRESENTATION ONLY

ORAL UPDATE ON THE STATUS OF THE FY17
FINANCIAL AUDIT- MANAGEMENT LETTER
CONDITIONS

Angela Aitken, Finance Manager

- THIS PAGE INTENTIONALLY LEFT BLANK -



DATE: March 12, 2018
TO: Finance, Budget and Audit Standing Committee
FROM: Barrow Emerson, Planning & Development Manager
SUBJECT: RECOMMEND THE BOARD OF DIRECTORS TO HOLD IN ABEYANCE CONSIDERATION OF FARE RESTRUCTURING UNTIL LATE 2018

I. RECOMMENDED ACTION

That the Finance, Budget and Audit Standing Committee direct staff to recommend the Board of Directors, at its March 23, 2018 meeting, hold in abeyance consideration of fare restructuring until late 2018

II. SUMMARY

- Santa Cruz Metropolitan Transit District (METRO) staff has been conducting analysis on fare restructuring for local and Highway 17 Express services, including opportunities for improved fare payment technology.
- At its February 23rd meeting, the Board of Directors received an initial Fare Restructuring analysis and directed staff to initiate a public outreach process.
- Because the Road Repair and Accountability Act of 2017 (SB-1) is facing a voter challenge, along with additional reasons discussed below, staff recommends that decisions related to fare modification be held in abeyance until November 2018, in order to understand more accurately METRO's revenue needs in the next few years.
- Staff will continue its initial community outreach efforts to gather input on fare restructure concepts as well as opportunities for fare technology upgrades.
- The formal public outreach scheduled for April will be rescheduled to later in the year once the path forward is determined for fare restructuring.

III. DISCUSSION/BACKGROUND

Background

As part of long term financial and service planning, METRO staff has been conducting analysis of passenger fare restructuring for local and Highway 17 Express services, including technological upgrades to fare payment methods.

At its February 23rd Board meeting, staff informed the Board that this analysis is necessary because of potential risks to future balanced budgets and the ability to maintain a 20% farebox recovery ratio, which is a requirement of the Transit Development Act, one of METRO's significant funding sources from the State of California.

Among the significant issues that will affect METRO's future budget planning are:

- Resolution of the status of the Road Repair and Accountability Act of 2017 (SB-1), a major revenue source for METRO, which may undergo a repeal vote in November 2018.
- The results of the May 2018 UCSC student transportation fee ballot measure, which will determine the level of revenue which the University will be able to commit to METRO fixed route services with routes that serve UCSC in the upcoming years,
- Adoption of FY19 & FY20 METRO annual budget and 5-year plan, which would provide a more accurate context to forecast future revenue needs.
- Development of a fare payment technology upgrade plan, its implementation costs, and ongoing operational costs.

In addition, staff is developing a set of operational performance benchmarks, based on funding provider's requirements as well as peer agencies' performance standards, which will identify potential triggers that signify the need for additional revenue. As part of this effort, staff will also investigate the opportunity and potential value of establishing a fare policy that drives decisions as to when are modifications are necessary.

Community Outreach

Staff will continue its initial community outreach efforts to gather input on fare restructure concepts, as well as opportunities for fare technology upgrades.

This outreach includes:

- A. Online surveys specifically tailored to both local and Hwy 17 riders;
- B. Speaking engagements with various stakeholder groups, such as representatives of the senior and disabled communities; and,
- C. A series of geographically oriented public open houses.

The goal of this outreach is to further understand passenger travel patterns and which passenger fare payment technology improvements would be most beneficial to our riders.

Staff will not proceed with a formal outreach effort until it is determined later in the year that additional fare revenue is needed in the near term.

Upon further review and analysis of budgetary issues, staff recommends that decisions related to fare modifications be held in abeyance until later in 2018, to understand more accurately METRO's revenue needs in the next few years.

Process

Following Board direction, staff will continue its research into revenue needs, technology opportunities, and establishment of operational benchmarks, which would identify triggers that would identify the need for additional operating

revenue. In addition, formal public outreach will proceed later in the year as discussed above.

IV. FINANCIAL CONSIDERATIONS/IMPACT

There is no financial impact in the short term, with decisions on fare restructuring and fare technology upgrades deferred until late 2018.

V. ALTERNATIVES CONSIDERED

The alternative is to continue forward at this time with fare restructuring without the benefit of the larger financial context discussed herein. This is not recommended.

VI. ATTACHMENTS

None

Prepared By: Barrow Emerson, Planning & Development Manager


VII. APPROVALS:

Barrow Emerson,
Planning & Development Manager



A handwritten signature in blue ink, appearing to read "Barrow Emerson", is written over a horizontal line.

Approved as to fiscal impact:
Angela Aitken, Finance Manager



A handwritten signature in blue ink, appearing to read "Angela Aitken", is written over a horizontal line.

Alex Clifford, CEO/General Manager



A handwritten signature in blue ink, appearing to read "Alex Clifford", is written over a horizontal line.