



SANTA CRUZ METROPOLITAN TRANSIT DISTRICT (METRO) CAPITAL PROJECTS STANDING COMMITTEE MEETING AGENDA

SEPTEMBER 11, 2020 – 10:30AM

DUE TO COVID-19, THE SEPTEMBER 11, 2020 SANTA CRUZ METRO CAPITAL PROJECTS STANDING COMMITTEE MEETING WILL BE CONDUCTED AS A TELECONFERENCE PURSUANT TO THE PROVISIONS OF THE GOVERNOR’S EXECUTIVE ORDERS N-25-20 AND N-29-20, WHICH SUSPEND CERTAIN REQUIREMENTS OF THE RALPH M. BROWN ACT

MEMBERS OF THE PUBLIC MAY NOT ATTEND THIS MEETING IN PERSON

Directors, staff and the public may participate remotely via the Zoom website [at this link](#) and entering this pass code (361033) or by calling 1-669-900-9128 Meeting ID 818 8856 6070.

Public comment may be submitted via email to boardinquiries@scmtd.com. Please indicate in your email the agenda item to which your comment applies. Comments submitted before the meeting will be provided to the Directors before or during the meeting. Comments submitted after the meeting is called to order will be included in the Board’s weekly correspondence that is posted online at board meeting packet link.

The Capital Projects Standing Committee Meeting Agenda Packet can be found online at www.SCMTD.com.

The Committee may take action on each item on the agenda. The action may consist of the recommended action, a related action or no action. Staff recommendations are subject to action and/or change by the Board of Directors.

COMMITTEE ROSTER

Director Ed Bottorff	City of Capitola
Director Cynthia Mathews	City of Santa Cruz
Director Bruce McPherson	County of Santa Cruz
Director Larry Pageler	County of Santa Cruz
Alex Clifford	METRO CEO/General Manager
Julie Sherman	METRO General Counsel

MEETING TIME: 10:30AM

NOTE: THE COMMITTEE CHAIR MAY TAKE ITEMS OUT OF ORDER

1 CALL TO ORDER

2 ROLL CALL

3 ADDITIONS/DELETIONS FROM AGENDA/ADDITIONAL DOCUMENTATION TO SUPPORT EXISTING AGENDA ITEMS

4 ORAL AND WRITTEN COMMUNICATIONS TO THE CAPITAL PROJECTS STANDING COMMITTEE

This time is set aside for Directors and members of the public to address any item not on the Agenda, but which is within the matter jurisdiction of the Committee. If you wish to address the Committee, please follow the directions at the top of the agenda. If you have anything that you wish distributed to the Committee and included for the official record, please include it in your email. Comments that require a response may be deferred for staff reply.

5 TRANSIT ASSET MANAGEMENT PLAN PRESENTATION

Freddy Rocha, Facilities Maintenance Manager

6 ADJOURNMENT

Accessibility for Individuals with Disabilities

This document has been created with accessibility in mind. With the exception of certain 3rd party and other attachments, it passes the Adobe Acrobat XI Accessibility Full Check. If you have any questions about the accessibility of this document, please email your inquiry to accessibility@scmtd.com. Upon request, Santa Cruz METRO will provide for written agenda materials in appropriate alternative formats, or disability-related modification or accommodation, including auxiliary aids or services, to enable individuals with disabilities to participate in and provide comments at/related to public meetings. Please submit a request, including your name, phone number and/or email address, and a description of the modification, accommodation, auxiliary aid, service or alternative format requested at least two days before the meeting. Requests should be emailed to boardinquiries@scmtd.com or submitted by phone to the Executive Assistant at 831.426.6080. Requests made by mail (sent to the Executive Assistant, Santa Cruz METRO, 110 Vernon Street, Santa Cruz, CA 95060) must be received at least two days before the meeting. Requests will be granted whenever possible and resolved in favor of accessibility.

Public Comment

If you wish to address the Board, please follow the directions at the top of the agenda. If you have anything that you wish distributed to the Board and included in the official report, please include it in your email. Comments that require a response may be deferred for staff reply.



Transit Asset Management Plan

September 25, 2020

Freddy Rocha, Facilities Maintenance Manager

What is Transit Asset Management ?

Transit Asset Management Plan it is a strategic and systematic practice of:

- Procuring assets
- Keeping operating assets in good order
- Inspection of assets
- Rehabilitation of assets
- Replacing Capital assets
- Federal Transportation Administration (FTA) oversight

How Metro's assets are evaluated?

To provide Useful Life Benchmark's (ULB) for Metro's assets; they are defined as:

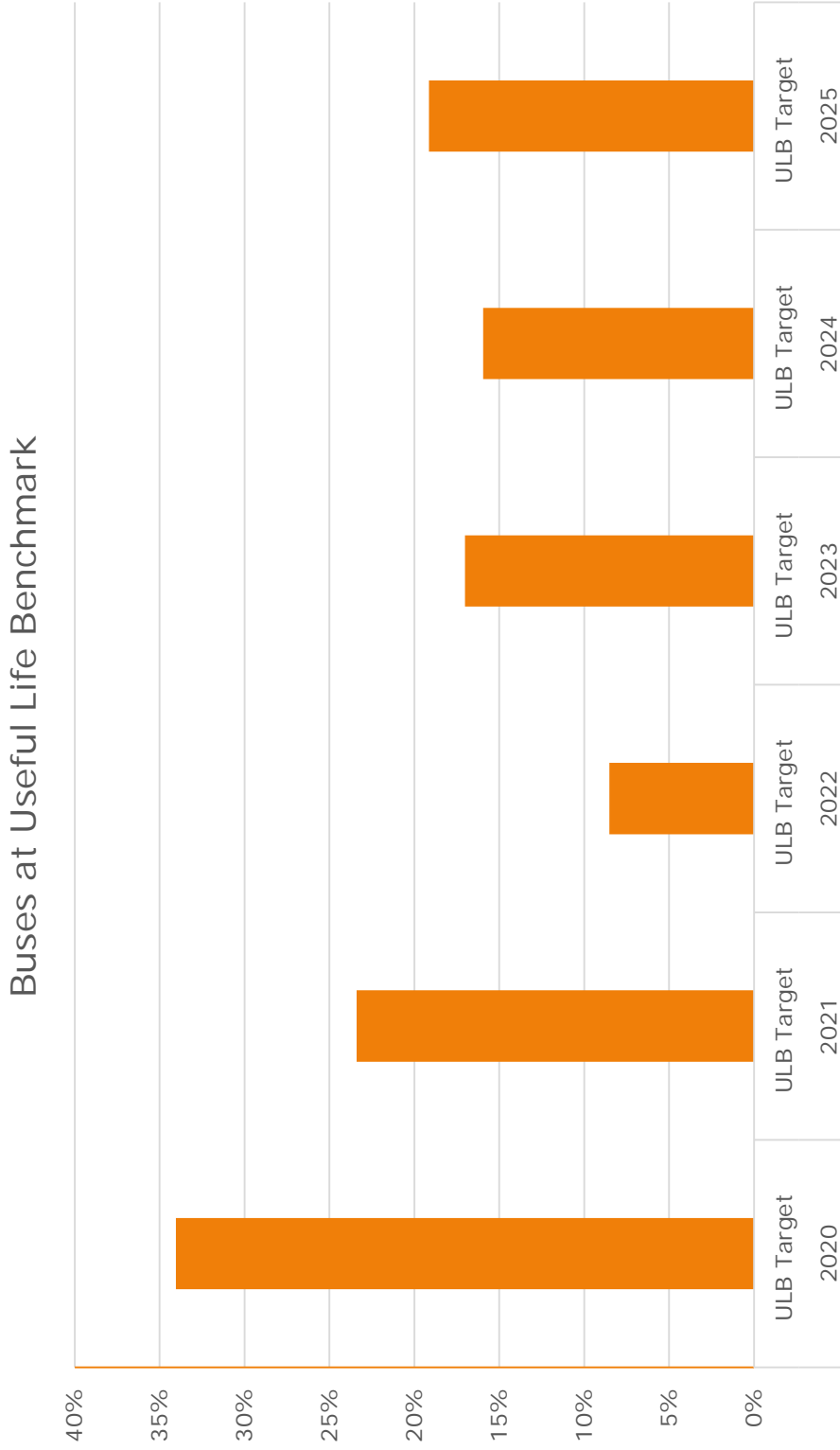
- Expected lifecycle of a Capital asset
- The acceptable period of use in service for a particular Transit providers operating environment
- Metro reviews the local operating environment of its assets
- Metro's historical maintenance records
- Manufacturer guidelines
- Default asset ULB described by the Federal Transportation Authority (FTA)

Investment Prioritization

Project Year	Project Name	Asset Category	Asset Class	Cost
2020	(4) ZEB- Electric Bus Purchase	RevenueVehicles	BU - Bus	\$4,659,315
2020	(3) ParaCruz Vans	RevenueVehicles	CU - Cutaway Bus	\$259,342
2021	(6) CNG Bus Purchase	RevenueVehicles	BU - Bus	\$3,953,335
2021	Financial Information System	Equipment	Custom 3	\$800,000
2021	(2) CNG 35 ft Bus grant -not yet awarded	RevenueVehicles	BU - Bus	\$1,360,000
2021	(7) Paracruz vans Grant -not yet awarded	RevenueVehicles	BU - Bus	\$604,000
2022	14 Lease to Buy CNG buses \$3,000,000 a year	RevenueVehicles	BU - Bus	\$3,000,000
2023	(3) Electric 45 ft Coach	RevenueVehicles	BR - Over-the-road Bus	\$3,810,000
2023	(2) Articulating CNG Buses	RevenueVehicles	BU - Bus	\$2,000,000
2024	(1) Articulating CNG bus	RevenueVehicles	BU - Bus	\$1,000,000

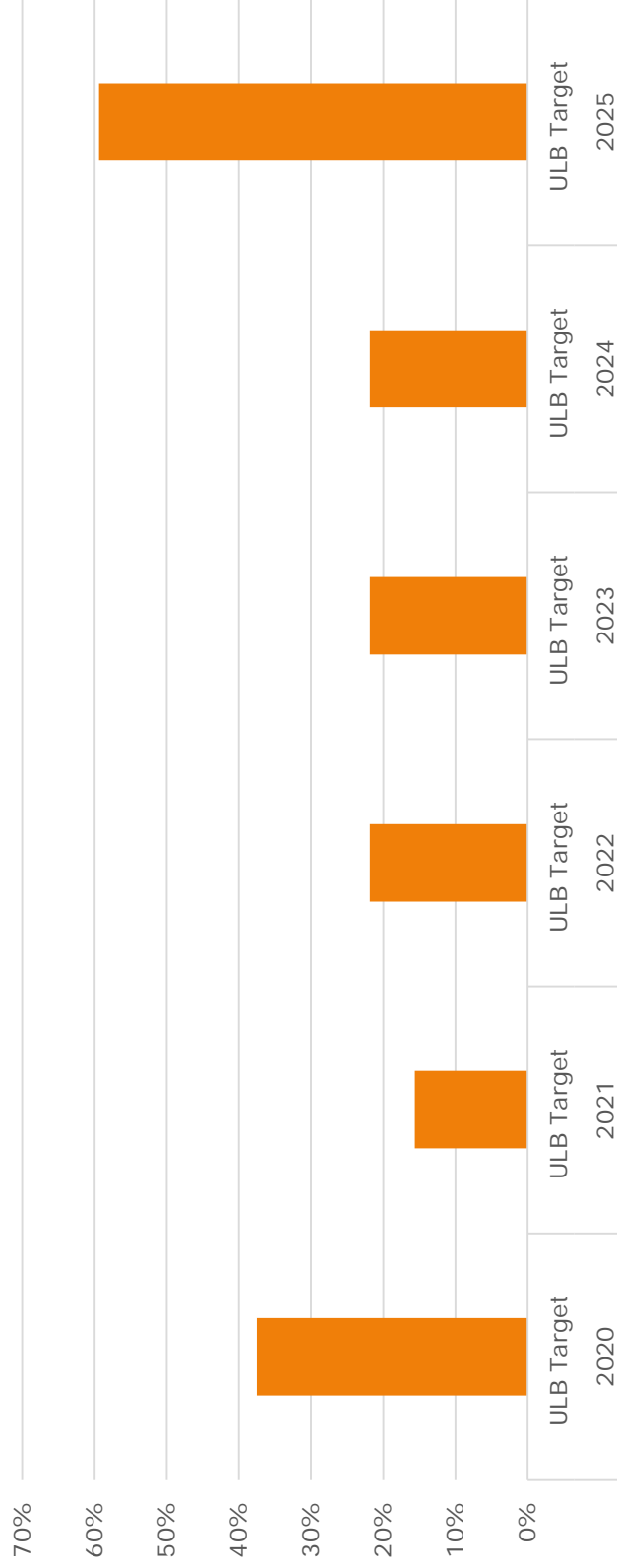
Buses

Useful Life Benchmark Targets



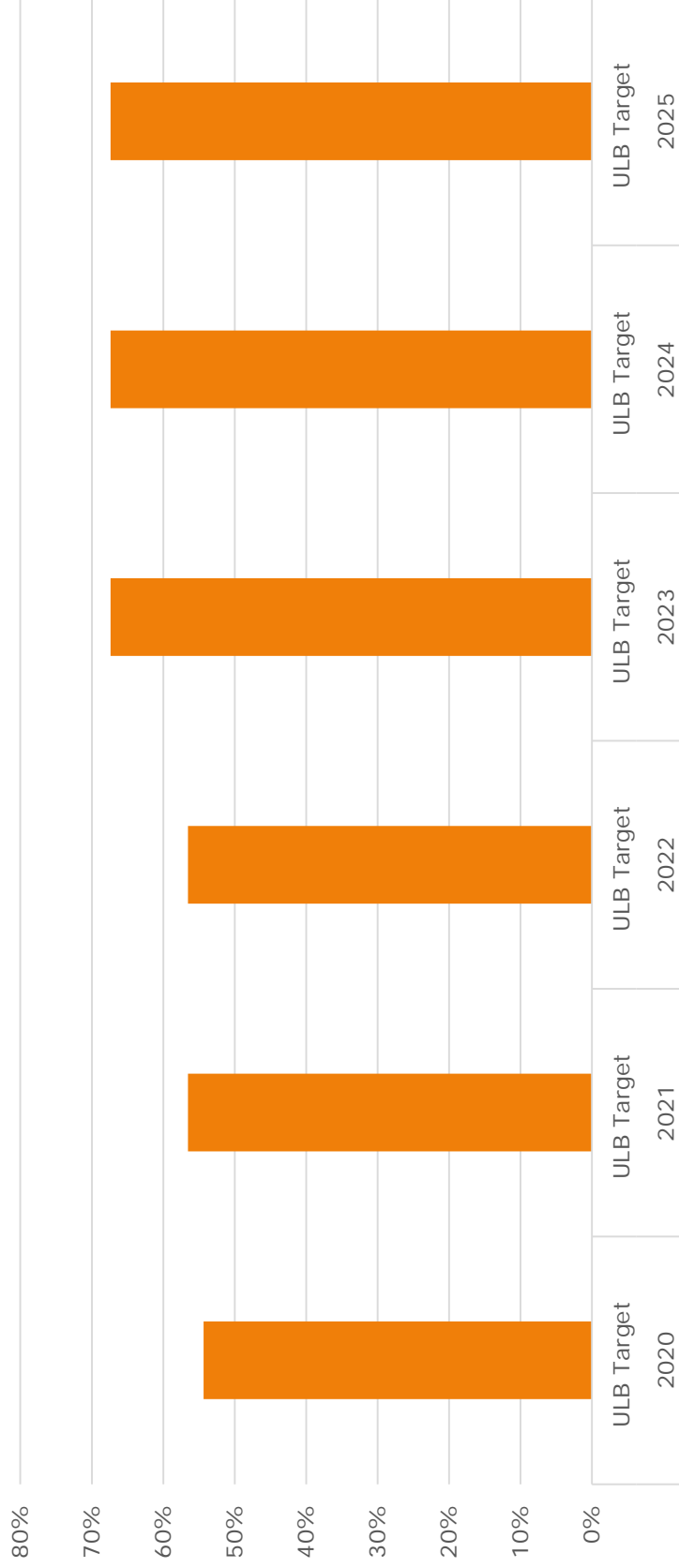
ParaCruz Useful Life Benchmark Targets

ParaCruz Vehicles at Useful Life Benchmark



Non-revenue support vehicles Useful Life Benchmark

Non-Revenue Vehicles at Useful Life Benchmark

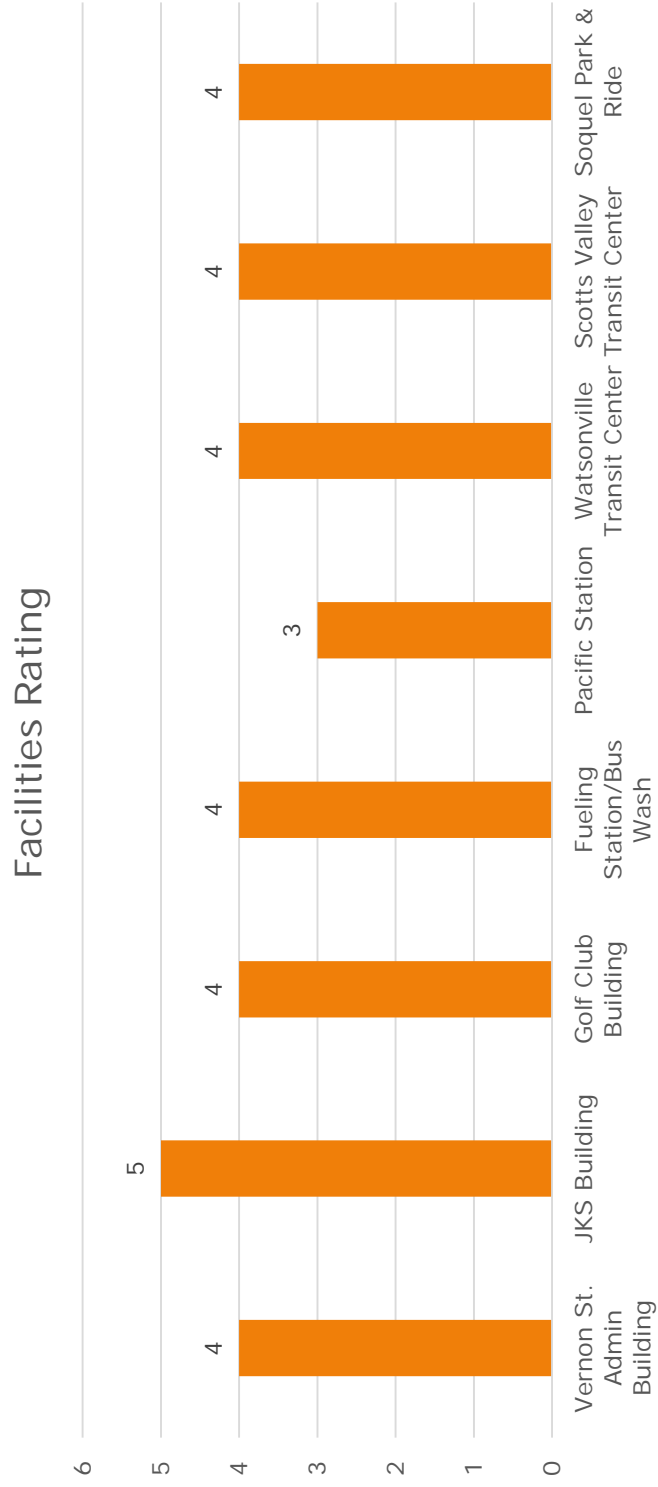


FTA Rating Scale

TERM Condition Rating Scale

Condition	Ratings	Description
Excellent	5.0 to 4.8	New asset; no visible defects
Good	4.7 to 4.0	Asset showing minimal signs of wear; some (slightly) defective or deteriorated component(s)
Adequate	3.9 to 3.0	Asset has reached its mid-life (condition 3.5); some moderately defective or deteriorated component(s)
Marginal	2.9 to 2.0	Asset reaching or just past the end of its useful life; increasing number of defective or deteriorated component(s) and increasing maintenance needs
Poor	1.9 to 1.0	Asset is past its useful life and is in need of immediate repair or replacement; may have critically damaged component(s)

Facilities Condition Rating



What Assets are part of TAM inventory?

All assets used in the provision of public transit:

- Transit Buses
- Para Transit Vehicles
- Maintenance Vehicles
- All Vehicles
- Facilities
- Equipment assets over \$50,000 in acquisition value

What are the FTA requirements for TAM?

- ❑ To Create; Maintain and Update TAM Plan
- ❑ Coordinate with State and Regional Planning Agencies
- ❑ Self-certify; Comply and Certification and Assurances during State & Federal Grant Making
- ❑ Submit Annual NTD Narrative Reporting
- ❑ Participate in oversight during TR/SMR
- ❑ **Failure to certify TAM jeopardizes FTA grant funding**
- ❑ Submit Annual Data Reporting:
 - a. Performance Targets
 - b. Performance Status
 - 1. Condition Assessments
 - 2. Inventories

Leadership and Responsibility of Transit Asset Management

Executive: Alex Clifford, CEO/General Manager

- Provides Leadership
- Allocates Resources
- Provides Strategic support
- Approves TAM plan
- Certifies compliance of TAM through FTA

TAM Management: Freddy Rocha, Facilities, Maintenance Mgr.

- Implements plan
- Provides guidance
- Enforces procedures
- Recommends replacement and/or investment in assets

FTA:

- Provides oversight through FTA Triennial Review
- State of California Management review process

5.12

Thank you!

Questions?

10 year METRO Unfunded Capital Projects - Summary

Category	5-yr need (000s)	10-yr need (000s)
Construction	\$ 72,125	\$ 147,475
Vehicle State of Good Repair (SGR)	\$ 28,825	\$ 33,195
Facilities Maintenance	\$ 6,095	\$ 9,220
Information Technology (IT)/Communications	\$ 6,321	\$ 6,321
Total	\$ 113,366	\$ 196,211

UNFUNDED CAPITAL PROJECTS (000s)

Facilities Maintenance				21	22	23	24	25	26	27	28	29	30
#	Project	Description	Cost (000s)										
1	Pacific Station Rehabilitation or Redevelopment	Rehab of existing facility or redevelopment as part of City project, subject to availability of grant funding	\$ 1,800		\$ 1,800								
2	Capital upgrade of existing transit facilities	Capital upgrade of bus stops, parking lots, transit centers, buildings	\$ 750	\$ 75	\$ 75	\$ 75	\$ 75	\$ 75	\$ 75	\$ 75	\$ 75	\$ 75	\$ 75
3	Custodial Equipment Replacement	Vacuums, Buffers, Scrubbers	\$ 200	\$ 20	\$ 20	\$ 20	\$ 20	\$ 20	\$ 20	\$ 20	\$ 20	\$ 20	\$ 20
4	Landscaping/Irrigation	Re-landscape & irrigate all sites	\$ 300	\$ 30	\$ 30	\$ 30	\$ 30	\$ 30	\$ 30	\$ 30	\$ 30	\$ 30	\$ 30
5	Bird Abatement	All Facilities	\$ 10	\$ 10									
6	Furniture	All Facilities	\$ 150	\$ 50	\$ 50	\$ 50							
7	Fueling and Wash Facility - Awning Install	Construction phase - Awning at front of fueling island	\$ 250	\$ 250									
8	Fuel and Wash Facility - rust removal and repaint	Remove rust and repaint bus fuel and wash facility and equipment	\$ 125	\$ 125									
9	Replace Pressure Washer System	Pressure washer for engine cleaning	\$ 580	\$ 580									
10	Golf Club Flooring	Installation of Tremco Elastomeric Traffic Coating System in Bus Shop and Parts Dept	\$ 450		\$ 450								
11	Emergency Operations Centers		\$ 200	\$ 200									
12	Maintenance parking lot drainage	French drain or other solution to ensure water doesn't drain to Rayne building	\$ 50	\$ 50									
13	Portable Bus Lifts	1 sets of 4 standard lifts, \$75k. Estimate includes labor.	\$ 75	\$ 75									
14	Administration Remodel	Office remodel of 110 Vernon St.: move/add office space and reconfigure/replace HVAC	\$ 1,000		\$ 1,000								
15	Golf Club Interior Painting	Golf Club Interior Painting	\$ 150		\$ 150								
16	Medium Duty Trash Truck	Specialty truck for safer and more efficient bus stop trash cleanup	\$ 150		\$ 150								
17	Shop bay door drainage	French drain or other solution for shop bay door drainage	\$ 200			\$ 200							
18	Golf Club Parts Washers (3)	Replace the JRI units purchased 2010	\$ 80				\$ 80						
19	Parallelogram Lift Replacement		\$ 200				\$ 200						
20	Fueling Station	Roof replacement and mid-life rehab. Includes sewer lift pump	\$ 250						\$ 250				
21	Golf Club Generator Replacement		\$ 100							\$ 100			
22	Bus Washer Replacement		\$ 450									\$ 450	
23	In-ground Bus Lifts	Remove and replace in-ground lifts	\$ 1,700									\$ 1,700	
Unfunded Capital Costs thru FY2030			\$ 9,220	\$ 1,465	\$ 3,725	\$ 375	\$ 405	\$ 125	\$ 125	\$ 375	\$ 225	\$ 2,275	\$ 125
Unfunded Capital Costs thru FY2025			\$ 6,095										

UNFUNDED CAPITAL PROJECTS (000s)													
	Construction			21	22	23	24	25	26	27	28	29	30
#	Project	Description	Cost (000s)										
1	ParaCruz Operating Facility (Mobility Management Center)	Property Acquisition, Design, Right-of-Way and construction for new ParaCruz Operating Facility	\$ 3,700	\$ 3,700									
2	Cavallaro Transit Center roof replacement and solar panels	Shingle roof and solar panels	\$ 75	\$ 75									
3	Maintenance Facility Bay 11 Modifications	Modify Bay 11 to better accommodate articulated buses.	\$ 100	\$ 100									
4	Upgrade Pasatiempo Northbound stop	Design, engineering, and construction of shelter pad and waiting area	\$ 50	\$ 50									
5	Fluid Management System Phase 2	Purchase and installation of fluid management system	\$ 650		\$ 650								
6	ZEB Fast-charging Infrastructure at WTC	Fast-charging infrastructure at Watsonville Transit Center	\$ 1,000		\$ 1,000								
7	Vernon Street Bus Stop	Move (Route 4) bus stop to to lower Admin parking lot. Install base and concrete to bus stop pad and maneuvering apron. Necessary precursor to securing maintenance facility.	\$ 600					\$ 300	\$ 300				
8	Solar Panels at Ops, Maintenance, Admin	Energy cost reduction through installation of roof-mounted solar panels at the Judy K. Souza Operations Facility, Golf Club, and Vernon	\$ 2,000				\$ 2,000						
9	Maintenance Facility Wing 2 (to accommodate articulated buses)	Property Acquisition (including 1231 River St), Design, Right-of-Way and Construction for second wing of Maintenance Facility	\$ 15,850					\$ 15,850					
10	Soquel/Freedom Traffic Signal Priority/Pre-Emption for Buses	Enable coach operators to actuate traffic signals to prolong green or change red lights to improve transit running time	\$ 2,000					\$ 2,000					
11	Mid-county Park and Ride	New mid-county park and ride to replace Soquel Park & Ride. Capitola Mall?	\$ 10,000					\$ 10,000					
12	Watsonville Park and Ride Lot	South County P&R to support Hwy 1 commuters (200 spaces)	\$ 10,000					\$ 10,000					
13	Cavallaro Transit Center Parking Structure	3-Story Parking Structure to support Hwy 17 Express commuters and City activities	\$ 26,400					\$ 26,400					
14	Remove Diesel Tank	Remove tank after replacement of last diesel bus fleet. On hold, as more diesel buses may be added to the fleet.	\$ 50								\$ 50		
15	South County Ops. & Maint. Facility	Auxiliary Operating (including ParaCruz) & Maintenance Facility in Watsonville.	\$ 50,000										\$ 50,000
16	New Watsonville Transit Center	Replacement of current transit center	\$ 25,000										\$ 25,000
		Unfunded Capital Costs thru FY2030	\$147,475	\$ 3,925	\$ 1,650	\$ -	\$ 2,000	\$ 64,550	\$ 300	\$ -	\$ 50	\$ -	\$ 75,000
		Unfunded Capital Costs thru FY2025	\$ 72,125										

UNFUNDED CAPITAL PROJECTS (000s)													
Vehicle SGR			21	22	23	24	25	26	27	28	29	30	
#	Project	Description	Cost (000s)										
1	ParaCruz Replacements	5 new vehicles per year FY20-22; 3 new vehicles per year FY23-29	\$ 2,145		\$ 360	\$ 255	\$ 255	\$ 255	\$ 255	\$ 255	\$ 255	\$ 255	
2	Bus Replacements 2022	Bus Replacements Replace (6) CNG buses	\$ 4,200	\$ 4,200									
3	Bus Replacements 2023	Bus Replacements Replace (16) CNG buses	\$ 11,200		\$ 11,200								
4	Bus Replacements 2024	Bus Replacements Replace (0) buses	\$ -										
5	Bus Replacements 2025	Bus Replacements Replace (7) CNG buses	\$ 4,900			\$ 4,900							
6	Bus Replacements 2026	Bus Replacements Replace (10) CNG buses	\$ 7,000				\$ 7,000						
7	Bus Replacements 2027	Bus Replacements Replace (0) buses	\$ -										
8	Bus Replacements 2028	Bus Replacements Replace (0) buses	\$ -										
9	Bus Replacements 2029	Bus Replacements Replace (4) buses (3 CNG; 1 ZEB)	\$ 3,350							\$ 3,350			
10	Diesel-electric Hybrid Battery Replacements	10 buses - replace 4 batteries per year in FY21-22; 2 in FY23 (\$40k/battery)	\$ 400	\$ 160	\$ 160	\$ 80							
11	Non-revenue Vehicle Replacements	Non-revenue trucks and cars	\$ -										
		Unfunded Capital Costs thru FY2030	\$ 33,195	\$ 4,360	\$ 11,720	\$ 335	\$ 5,155	\$ 7,255	\$ 255	\$ 255	\$ 3,605	\$ 255	\$ -
			\$ 33,195	\$ 4,360	\$ 11,720	\$ 335	\$ 5,155	\$ 7,255	\$ 255	\$ 255	\$ 3,605	\$ 255	\$ -
		Unfunded Capital Costs thru FY2025	\$ 28,825										

*** Based on 10/31/19 Long-Range Bus Replacement Plan

*** Based on 2019 cost assumptions: CNG 35' & 40' - \$700k; artics - \$850k; ZEBs - \$1.25M

*** The project year (Bus Replacements 20XX) is the year the bus needs replacement. The funding need is placed in the previous fiscal year because it takes about a year from purchase to receive the bus.

UNFUNDED CAPITAL PROJECTS (000s)

IT				21	22	23	24	25	26	27	28	29	30
#	Project	Description	Cost (000s)										
1	Bus APC	Automatic Passenger Counter (APC) systems on all METRO buses.	\$ 650	\$ 650									
2	Maintenance Facility Electronic Access Control	Electronic building access control to Golf Club Maintenance building; security lighting and cameras	\$ 50	\$ 50									
3	Backup (to Kite Hill) Repeater Site	2-way Radio Equipment to allow JKS to function as an emergency radio repeater site	\$ 25	\$ 25									
4	Eligibility Coordinator ID Card Printer		\$ 6	\$ 6									
5	Account-based Fare Collection Upgrade	Account-based fare collection upgrade to replace GFI paper and plastic pass system (excluding fareboxes and vaults)	\$ 500	\$ 500									
6	Financial Management Software	Financial, Payroll, Timekeeping Software	\$ 250	\$ 125	\$ 125								
7	Security System Replacement for WTC and Pacific Station	Replace security system at end-of-life	\$ 375	\$ 375									
8	Website Upgrade		\$ 150		\$ 150								
9	Rebranding - Phase 1		\$ 75		\$ 75								
10	Backup system	Backup system to meet growing disaster recovery needs	\$ 20		\$ 20								
11	TVMs - replacements and additional	Pending decision on new fare system, as TVMs may no longer be required	\$ 250		\$ 250								
12	MaintStar Expansion Software and Mobile Equipment	Asset and Maintenance Managing software and equipment with onsite training and installation. Work field orders.	\$ 150		\$ 150								
13	ITS	Public WiFi equipment on all facilities and routes beginning w/UCSCs and Express buses. Bus AVL implementation may negate the need for this.	\$ 1,000		\$ 1,000								
14	Camera security system for ParaCruz facility	Camera security system for ParaCruz facility	\$ 150		\$ 150								
15	Security System Replacement for Vernon and Golf Club	Replace security system at end-of-life	\$ 350		\$ 350								
16	Replace Fareboxes and Vaults	Replace fareboxes and vaults at end-of-life.	\$ 2,250				\$ 2,250						
17	Phone System Replacement	Replace phone system at end-of-life	\$ 70				\$ 70						
Unfunded Capital Costs thru FY2030			\$ 6,321	\$ 1,731	\$ 2,270	\$ -	\$ 2,320	\$ -	\$ -	\$ -	\$ -	\$ -	\$ -
Unfunded Capital Costs thru FY2025			\$ 6,321										

- THIS PAGE INTENTIONALLY LEFT BLANK -